



MADSHUS  
WORK  
BOOK







# THE ORIGINAL CROSS- COUNTRY SKI BRAND SINCE 1906





## RACE



### THE RACE SKIER

The Madshus Redline collection is the result of working with our athletes, engineers and production staff with the goal of delivering the best ski racing experience. Precision core shaping and innovative designs complement the specific materials needed for uncompromised performance.

## PERFORMANCE



### THE PERFORMANCE SKIER

Madshus carefully considers the end user when designing functional products for every type of skier. The insights and technology used by racing are shaped and tuned for the purpose of providing every skier with the right product for their specific needs. This category offers exceptional value, and we combine cutting edge technology with lower cost materials to provide every skier with the best possible on-snow experience, no matter their budget.

## BACKCOUNTRY



### THE BACKCOUNTRY SKIER

Whether you are touring local parks, skiing to a winter cabin for a weekend getaway, or carving turns through rolling terrain, the rugged designs of our backcountry products provide the best in comfort, stability, and grip to get you where you want to go.






MADSHUS  
DEPT.19

## RACING & DEVELOPMENT

Madshus engineers are obsessively detail-oriented because our racers compete at a level where every fraction of a gram matters, and where small details can separate the winners from the rest. We are constantly developing the Redline product category, and we always strive for improvements. Champions never rest, and they never compromise their pursuit of excellence. Within Madshus racing, we carry this same passion by continually pushing for perfection and maximum performance gains.











TOP STORIES 2024

# NEW RACE SERIES

## REDLINE

- ▶ 15% LIGHTER WEIGHT\*
- ▶ 10% STRENGTH IMPROVEMENT\*

## RACE PRO

- ▶ 10% LIGHTER WEIGHT\*
- ▶ 10% STRENGTH IMPROVEMENT\*

## RACE SPEED

- ▶ 5% LIGHTER WEIGHT\*
- ▶ 10% STRENGTH IMPROVEMENT\*

### THE NEW RACE SERIES FEATURES:

**Carbon Power Wrap:** A carbon and fiberglass-wrapped and reinforced PR 100X core constructed with low epoxy absorption which makes for extremely low weight, good strength and phenomenal energy return.

**World Cup Pro Base (Redline and Race Pro):** The pinnacle of base material designed to perform in the widest range of snow conditions.  
**Universal Race Base (Race Speed):** A Fluor free race base material developed to perform in a wide range of snow conditions.

**Power Edge:** For superior edge-control and increased durability.

\* Compared to previous models.





TOP STORIES 2024

# NEW SKATE X BOOT

Skate X is the first binding system designed specifically for skate skiing. The point of rotation has been optimized for stability, power and efficiency.

- ▶ **Skate X Outsole:** A compact interface between the boot and binding provides a stiffer connection, increased power transfer and lateral stability.
- ▶ **RED Carbon Chassis:** Provides maximum stability, power, and control.
- ▶ **Madshus Race Wrap 2.0 Innerboot:** Designed for a snug fit and a precise connection with the ski.







TOP STORIES 2024

# NEW BOA® BOOT SERIES



**BOA® Fit System:** The dual BOA® Fit System delivers a micro-adjustable, precision fit engineered to perform in the toughest conditions. The top dial locks in the heel while the lower dial provides excellent forefoot control.



**Integrated Power Chassis:** Provides maximum stability, power, and control.



**Performance Cuff:** A lightweight cuff designed to provide added stability and comfort.



**Optimized for Women:** Featuring specific toebox and instep sizing.

CLASSIC BOA® 2  
WOMEN



SKATE BOA® 2  
WOMEN



CLASSIC  
BOA® 2




SKATE  
BOA® 2







# REDLINE SKIS







# REDLINE SKATE

MODEL	KEY FEATURES	CHARACTERISTICS	ITEM	LENGTH	BINDING PLATE	SIDECUT	WEIGHT	CORE	BASE	CAMBER	EMPOWER	RECOM. BINDING
-------	--------------	-----------------	------	--------	---------------	---------	--------	------	------	--------	---------	----------------

NEW



LTD

**Carbon Power Wrap:** A carbon and fiberglass-wrapped and reinforced PR 100X core constructed with low epoxy absorption which makes for extremely low weight, good strength and phenomenal energy return. **LTD:** A tall camber construction with long and smooth snow contact areas provides exceptional performance in wet and slow snow conditions. **World Cup Pro Wet Base:** The pinnacle of base material designed for exceptional speed in wet snow conditions.



MD24 0668	182, 187, 192	NIS 7-click	43-44-44	800g/ 187cm	Carbon Power Wrap	World Cup Pro	LTD	Empower sticker	Xcelerator 2.0 Skate
--------------	------------------	----------------	----------	----------------	-------------------------	---------------------	-----	--------------------	-------------------------

NEW



F2

**Carbon Power Wrap:** A carbon and fiberglass-wrapped and reinforced PR 100X core constructed with low epoxy absorption which makes for extremely low weight, good strength and phenomenal energy return. **F2:** A tall camber with medium-long snow contact areas positioned farther toward the tip and tail provides exceptional performance in firm and fast snow conditions. **World Cup Pro Base:** The pinnacle of base material designed to perform in the widest range of snow conditions.



MD24 0660	172, 177, 182, 187 192	NIS 7-click	43-44-44	800g/ 187cm	Carbon Power Wrap	World Cup Pro	F2	Empower sticker	Xcelerator 2.0 Skate
--------------	------------------------------	----------------	----------	----------------	-------------------------	---------------------	----	--------------------	-------------------------

NEW



F3

**Carbon Power Wrap:** A carbon and fiberglass-wrapped and reinforced PR 100X core constructed with low epoxy absorption which makes for extremely low weight, good strength and phenomenal energy return. **F3:** A medium-high camber with short and distinct snow contact areas positioned close to the balance point of the ski provides exceptional performance in universal to softer snow conditions. **World Cup Pro Base:** The pinnacle of base material designed to perform in the widest range of snow conditions.



MD24 0661	172, 177, 182, 187 192	NIS 7-click	43-44-44	800g/ 187cm	Carbon Power Wrap	World Cup Pro	F3	Empower sticker	Xcelerator 2.0 Skate
--------------	------------------------------	----------------	----------	----------------	-------------------------	---------------------	----	--------------------	-------------------------

NEW



JR

**Designed For Young Skiers:** Developed and streamlined to fit the movement patterns of young skiers. **Carbon Power Wrap:** A carbon and fiberglass-wrapped and reinforced PR 100X core constructed with low epoxy absorption which makes for extremely low weight, good strength and phenomenal energy return. **World Cup Pro Base:** The pinnacle of base material designed to perform in the widest range of snow conditions.



MD24 0662	142-172/ 5cm	NIS 7-click	43-44-44	810g/ 162 cm (pair)	Carbon Power Wrap	World Cup Pro	JR skate	Empower sticker	Xcelerator Jr
--------------	-----------------	----------------	----------	---------------------------	-------------------------	---------------------	-------------	--------------------	------------------





# REDLINE DOUBLE POLE

MODEL	KEY FEATURES	CHARACTERISTICS	ITEM	LENGTH	BINDING PLATE	SIDECUT	WEIGHT	CORE	BASE	CAMBER	EMPOWER	RECOM. BINDING
-------	--------------	-----------------	------	--------	---------------	---------	--------	------	------	--------	---------	----------------

NEW



DP1

**Carbon Power Wrap:** A carbon and fiberglass-wrapped and reinforced PR100X core constructed with low epoxy absorption which makes for extremely low weight, good strength and phenomenal energy return. **DP1:** A low camber construction with a hard and stiff finish combined with long and smooth snow contact areas provide exceptional performance in dry, cold and fine snow conditions. **World Cup Pro Base:** The pinnacle of base material designed to perform in the widest range of snow conditions.



MD24 0669	192cm	NIS 7-click	41-44-44	820g/ 192 cm (pair)	Carbon Power Wrap	World Cup Pro	DP 1	Empower sticker	Xcelerator 2.0 Skate
--------------	-------	----------------	----------	---------------------------	-------------------------	---------------------	------	--------------------	-------------------------

NEW



DP2

**Carbon Power Wrap:** A carbon and fiberglass-wrapped and reinforced PR 100X core constructed with low epoxy absorption which makes for extremely low weight, good strength and phenomenal energy return. **DP2:** An extremely low camber construction with a hard and stiff finish combined with short and smooth snow contact areas provide exceptional performance in wet, slow and granular snow conditions. **World Cup Pro Base:** The pinnacle of base material designed to perform in the widest range of snow conditions.



MD24 0670	192cm	NIS 7-click	41-44-44	820g/ 192 cm (pair)	Carbon Power Wrap	World Cup Pro	DP 2	Empower sticker	Xcelerator 2.0 Skate
--------------	-------	----------------	----------	---------------------------	-------------------------	---------------------	------	--------------------	-------------------------





# REDLINE CLASSIC

MODEL	KEY FEATURES	CHARACTERISTICS	ITEM	LENGTH	BINDING PLATE	SIDECUT	WEIGHT	CORE	BASE	CAMBER	EMPOWER	RECOM. BINDING
-------	--------------	-----------------	------	--------	---------------	---------	--------	------	------	--------	---------	----------------

NEW



LTD

**Carbon Power Wrap:** A carbon and fiberglass-wrapped and reinforced PR 100X core constructed with low epoxy absorption which makes for extremely low weight, good strength and phenomenal energy return. **LTD:** A tall camber construction with long and smooth snow contact areas provides exceptional performance in wet and slow snow conditions. **World Cup Pro Wet Base:** The pinnacle of base material designed for exceptional speed in wet snow conditions.



MD24 0667	192-207/ 5 cm	NIS 7-click	43-44-44	840g/ 197 cm (pair)	Carbon Power Wrap	World Cup Pro	LTD	Empower sticker	Xcelerator 2.0 Classic
-----------	---------------	-------------	----------	---------------------	-------------------	---------------	-----	-----------------	------------------------

NEW



K1

**Carbon Power Wrap:** A carbon and fiberglass-wrapped and reinforced PR 100X core constructed with low epoxy absorption which makes for extremely low weight, good strength and phenomenal energy return. **K1:** A low camber construction with longer snow contact areas provides reliable grip and optimal snow contact in cold and fine snow conditions. **World Cup Pro Base:** The pinnacle of base material designed to perform in the widest range of snow conditions.



MD24 0657	182-207/ 5 cm	NIS 7-click	43-44-44	840g/ 197 cm (pair)	Carbon Power Wrap	World Cup Pro	K1	Empower sticker	Xcelerator 2.0 Classic
-----------	---------------	-------------	----------	---------------------	-------------------	---------------	----	-----------------	------------------------

NEW



K2

**Carbon Power Wrap:** A carbon and fiberglass-wrapped and reinforced PR 100X core constructed with low epoxy absorption which makes for extremely low weight, good strength and phenomenal energy return. **K2:** A tall camber construction with shorter snow contact areas makes this our most universal construction. **World Cup Pro Base:** The pinnacle of base material designed to perform in the widest range of snow conditions.




MD24 0659	182-207/ 5cm	NIS 7-click	43-44-44	840g/ 197 cm (pair)	Carbon Power Wrap	World Cup Pro	K2	Empower sticker	Xcelerator 2.0 Classic
-----------	--------------	-------------	----------	---------------------	-------------------	---------------	----	-----------------	------------------------

NEW



JR

**Designed For Young Skiers:** Developed and streamlined to fit the movement patterns of young skiers. **Carbon Power Wrap:** A carbon and fiberglass-wrapped and reinforced PR 100X core constructed with low epoxy absorption which makes for extremely low weight, good strength and phenomenal energy return. **World Cup Pro Base:** The pinnacle of base material designed to perform in the widest range of snow conditions.



MD24 0658	147-177/ 10 cm, 172, 182, 187	NIS 7-click	43-44-44	800g/ 172 cm (pair)	Carbon Power Wrap	World Cup Pro	JR classic	Empower sticker	Xcelerator Jr
-----------	-------------------------------	-------------	----------	---------------------	-------------------	---------------	------------	-----------------	---------------





# REDLINE ZERO/SKIN

MODEL	KEY FEATURES	CHARACTERISTICS	ITEM	LENGTH	BINDING PLATE	SIDECUT	WEIGHT	CORE	BASE	CAMBER	EMPOWER	RECOM. BINDING
<b>ZERO</b>	<p><b>NEW</b></p> <p><b>Carbon Power Wrap:</b> A carbon and fiberglass-wrapped and reinforced PR 100X core constructed with low epoxy absorption which makes for extremely low weight, good strength and phenomenal energy return. <b>Inserted Rubber Base:</b> Designed for powerful grip and excellent speed in tricky snow conditions found around 0C. <b>World Cup Pro Base:</b> The pinnacle of base material designed to perform in the widest range of snow conditions.</p>	<p>STRIDE STABILITY CONTROL LIGHTNESS DOUBLE POLE DYNAMIC RESPONSE ENERGY RETURN</p>	MD24 0666	192-207/ 5cm	NIS 7-click	43-44-44	840g/ 197 cm (pair)	Carbon Power Wrap	World Cup Pro with Rubber insert	Zero	Empower sticker	Xcelerator 2.0 Classic
<b>SKIN</b>	<p><b>NEW</b></p> <p><b>100% Mohair Integrated Skin:</b> Excellent grip and glide in all conditions. <b>Short Progressive Skin Milling Profile:</b> Designed to provide the ski feeling of a perfectly waxed classic race ski. <b>World Cup Pro Base:</b> The pinnacle of base material designed to perform in the widest range of snow conditions.</p>	<p>GRIP STABILITY CONTROL STRIDE DOUBLE POLE DYNAMIC RESPONSE ENERGY RETURN</p>	MD24 0676	182-207/ 5cm	MOVE™ 3.0	43-44-44	900g/ 197 cm (pair)	Carbon Power Wrap	World Cup Pro + 100% Mohair	Skin	Empower sticker	MOVE™ Race kit for NIS 3&2





# SKATE SKIS

MODEL	KEY FEATURES	CHARACTERISTICS	ITEM	LENGTH	BINDING PLATE	SIDECUT	WEIGHT	CORE	BASE	CAMBER	EMPOWER	RECOM. BINDING
-------	--------------	-----------------	------	--------	---------------	---------	--------	------	------	--------	---------	----------------

NEW



RACE PRO SKATE

**Carbon Race Wrap:** A carbon and fiberglass-wrapped and reinforced PR 90 core constructed with low epoxy absorption which makes for extremely low weight, good strength and phenomenal energy return. **Power Edge:** Durable offset edge designed for maximum stability and edge control. **World Cup Pro Base:** The pinnacle of base material designed to perform in the widest range of snow conditions.



MD24 0672	172-192 RSL/5cm	NIS 7-click	43-44-44	920g/187cm (pair)	Carbon Race Wrap	World Cup Pro	Universal	Empower sticker	Performance skate
-----------	-----------------	-------------	----------	-------------------	------------------	---------------	-----------	-----------------	-------------------

NEW



RACE SPEED SKATE

**Carbon Wrap:** A carbon and fiberglass-wrapped and reinforced PU 90 core constructed with low epoxy absorption which makes for extremely low weight, good strength and phenomenal energy return. **Slight Side Cut:** Designed to provide a stable platform to generate power and aid in easy handling. **Universal Race Base:** A Fluor free race base material developed to perform in a wide range of snow conditions.



MD24 0674	172-192 RSL/5cm	NIS 7-click	43-44-44	1000g/187cm (pair)	Carbon Wrap	Universal Race	Universal	Empower sticker	Performance skate
-----------	-----------------	-------------	----------	--------------------	-------------	----------------	-----------	-----------------	-------------------



ENDURACE SKATE

**AstaraLite:** A lightweight core construction. **Slight Side Cut:** Designed to provide a stable platform to generate power and aid in easy handling. **Universal Race Base:** A Fluor free race base material developed to perform in a wide range of snow conditions.



N23 294	172-192 RSL/5cm	NIS 7-click	44-43-44	1094g/187 cm	Astara-Lite	Universal Race	Universal	Empower sticker	Performance skate
---------	-----------------	-------------	----------	--------------	-------------	----------------	-----------	-----------------	-------------------



ACTIVE PRO SKATE

**Distinct Side Cut:** Designed for stability and control. **Universal Race Base:** A Fluor free race base material developed to perform in a wide range of snow conditions.



N23 373	172-192 RSL/5cm	NIS 7-click	44-40-44	1148g/187 cm (pair)	Polycell + Carbon	Universal Race	Universal	Empower sticker	Performance skate
---------	-----------------	-------------	----------	---------------------	-------------------	----------------	-----------	-----------------	-------------------





# SKATE SKIS

MODEL	KEY FEATURES	CHARACTERISTICS	ITEM	LENGTH	BINDING PLATE	SIDECUT	WEIGHT	CORE	BASE	CAMBER	EMPOWER	RECOM. BINDING
<b>ACTIVE SKATE</b>	<b>Distinct Side Cut:</b> Designed for stability and control. <b>Performance Base:</b> A Fluor free base material developed for use in variable snow conditions.		N21 343	167-192/ 5cm	NIS 7- click + Tail Protector	44-40-44	1150g/ 187 cm (pair)	Paulownia + Carbon	Perfor- mance	Universal	No	Perfor- mance skate
<b>RACE PRO SKATE JR</b>	<b>Designed For Young Skiers:</b> Developed and streamlined to fit the movement patterns of young skiers. <b>Slight Side Cut:</b> Designed to provide stability while building skills with easier control and maneuverability. <b>Universal Race Base:</b> A Fluor free race base material developed to perform in a wide range of snow conditions.		N21 149	142-167/ 5cm RSL	NIS 7-click	44-43-44	789g/ 157 cm (pair)	Polycell + Carbon	Universal Race	JR Skate	Empower sticker	Xcelerator Jr
<b>ACTIVE SKATE JR</b>	<b>Slight Side Cut:</b> Designed to provide a stable platform to generate power and aid in easy handling. <b>Designed For Young Skiers:</b> Developed and streamlined to fit the movement patterns of young skiers. <b>Performance Base:</b> A Fluor free base material developed for use in variable snow conditions.		N21 814	117-157/ 10cm	NIS JR	44-42-43	875g/ 157 cm (pair)	Paulownia + Carbon	Perfor- mance	JR Skate	No	Xcelerator Jr





# SKIN SKIS

MODEL	KEY FEATURES	CHARACTERISTICS	ITEM	LENGTH	BINDING PLATE	SIDECUT	WEIGHT	CORE	BASE	CAMBER	EMPOWER	RECOM. BINDING
-------	--------------	-----------------	------	--------	---------------	---------	--------	------	------	--------	---------	----------------

NEW



RACE PRO SKIN

**100% Mohair Integrated Skin:** Excellent grip and glide in all conditions.  
**Short Progressive Skin Milling Profile:** Designed to provide the ski feeling of a perfectly waxed classic race ski.  
**World Cup Pro Base:** The pinnacle of base material designed to perform in the widest range of snow conditions.



MD24 0677

182-207/ 5cm

MOVE™ 3.0

43-44-44

928g/ 202cm (pair)

Carbon Race Wrap

World Cup Pro + 100% Mohair

Skin

Empower sticker

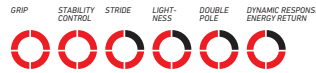
MOVE™ Switch kit NIS 3.0

NEW



RACE SPEED SKIN

**Carbon Wrap:** A carbon and fiberglass-wrapped and reinforced PU 90 core constructed with low epoxy absorption which makes for extremely low weight, good strength and phenomenal energy return.  
**Medium Length Skin Milling Profile:** Designed to secure powerful grip.  
**Universal Race Base:** A Fluor free race base material developed to perform in a wide range of snow conditions.



MD24 0678

182-207/ 5cm

MOVE™ 3.0

43-44-44

1100g/ 202cm (pair)

Carbon Wrap

Universal Race + Mohair mix

Skin

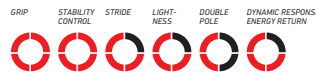
Empower sticker

MOVE™ Switch kit NIS 3.0



ENDURACE SKIN

**Medium Length Skin Milling Profile:** Designed to secure powerful grip.  
**AstaraLite:** A lightweight core construction.  
**Universal Race Base:** A Fluor free race base material developed to perform in a wide range of snow conditions.



N23 297

182-207/ 5cm

MOVE™ 3.0

43-44-44

1095g/ 187 cm (pair)

Astara-Lite

Universal Race + Mohair mix

Skin

Empower sticker

MOVE™ Switch kit NIS 3.0



ACTIVE PRO SKIN

**Long Skin Milling Profile:** Designed to secure powerful grip.  
**Universal Race Base:** A Fluor free race base material developed to perform in a wide range of snow conditions.



N23 377

182-207/ 5cm

MOVE™ 3.0

43-44-44

1148g/ 187 cm (pair)

Polycell + Carbon

Universal Race + Mohair mix

Skin

Empower sticker

MOVE™ Switch kit NIS 3.0





# SKIN SKIS

MODEL	KEY FEATURES	CHARACTERISTICS	ITEM	LENGTH	BINDING PLATE	SIDECUT	WEIGHT	CORE	BASE	CAMBER	EMPOWER	RECOM. BINDING
-------	--------------	-----------------	------	--------	---------------	---------	--------	------	------	--------	---------	----------------



## ACTIVE SKIN

**Integrated Skin:** Designed to ensure optimal grip and glide in all conditions. **Slight Sidecut:** Designed to provide a stable platform to generate power and aid in easy handling. **Performance Base:** A Fluor free base material developed for use in variable snow conditions.



N21 344	177-207/ 5cm	MOVE™ 3.0 + Tail Protector	44-42-43	1150g/ 187 cm (pair)	Paulownia + Carbon	Perfor- mance + Mohair mix	Skin	No	Touring Auto
------------	-----------------	----------------------------------	----------	----------------------------	-----------------------	-------------------------------------	------	----	-----------------



## NORDIC PRO SKIN

**Progressive Skin Milling Profile:** Designed to ensure powerful grip and great glide by mimicking the way you normally gripwax a ski. **Distinct Side Cut:** Designed for stability and control. **Universal Race Base:** A Fluor free race base material developed to perform in a wide range of snow conditions.



N23 487	177-207/ 5cm	MOVE™ 3.0	47-44-46	1175g/ 187 cm (pair)	Polycell + Carbon	Universal Race + Mohair mix	Skin	Empower sticker	MOVE™ Switch kit NIS 3.0 / Performance classic
------------	-----------------	--------------	----------	----------------------------	----------------------	--------------------------------------	------	--------------------	---



## NORDIC SKIN

**Progressive Skin Milling Profile:** Designed to ensure powerful grip and great glide by mimicking the way you normally gripwax a ski. **Distinct Sidecut:** Designed for stability and control.



N21 447	177-207/ 5cm	MOVE™ 3.0	48-44-46	1220g/ 187 cm (pair)	Paulownia + Carbon	Perfor- mance + Mohair mix	Skin	No	Touring Auto
------------	-----------------	--------------	----------	----------------------------	-----------------------	-------------------------------------	------	----	-----------------



## RACE PRO SKIN JR

**Integrated Skin:** Designed to provide reliable grip across a variety of snow conditions. **Progressive Skin Milling Profile:** Designed to ensure powerful grip and great glide by mimicking the way you normally gripwax a ski. **Universal Race Base:** A Fluor free race base material developed to perform in a wide range of snow conditions.



N21 147	147-177/ 10cm, 172	NIS 7-click	44-42-44	789g/ 157 cm (pair)	Polycell + Carbon	Universal Race + Mohair mix	Jr. Skin	Empower sticker	Xcelerator Jr
------------	--------------------------	----------------	----------	---------------------------	----------------------	--------------------------------------	----------	--------------------	------------------





# SKIN SKIS

MODEL	KEY FEATURES	CHARACTERISTICS	ITEM	LENGTH	BINDING PLATE	SIDECUT	WEIGHT	CORE	BASE	CAMBER	EMPOWER
-------	--------------	-----------------	------	--------	---------------	---------	--------	------	------	--------	---------



## ACTIVE SKIN JR

**Integrated Skin:** Designed to ensure optimal grip and glide in all conditions. **Designed For Young Skiers:** Developed and streamlined to fit the movement patterns of young skiers. **Performance Base:** A Fluor free base material developed for use in variable snow conditions.



N21 812	117-167/ 10cm	NIS JR	44-42-43	875g/ 157 cm (pair)	Paulownia + Carbon	Perfor- mance + Mohair mix	Jr. Skin	No	Xcelerator Jr
------------	------------------	-----------	----------	---------------------------	-----------------------	-------------------------------------	----------	----	------------------



## RACE-LIGHT SKIN

**Integrated Skin:** Designed to ensure optimal grip and glide in all conditions.



N22 877	87-167/ 10 cm	NEMO SCR	48-48-48	825g / 127 cm (pair)	MultiCore	Perfor- mance + Mohair mix	Jr. Skin	No	Rottefella Start
------------	------------------	-------------	----------	----------------------------	-----------	-------------------------------------	----------	----	---------------------





# CLASSIC SKIS

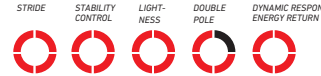
MODEL	KEY FEATURES	CHARACTERISTICS	ITEM	LENGTH	BINDING PLATE	SIDECUT	WEIGHT	CORE	BASE	CAMBER	EMPOWER	RECOM. BINDING
-------	--------------	-----------------	------	--------	---------------	---------	--------	------	------	--------	---------	----------------

NEW



RACE PRO CLASSIC

**Carbon Race Wrap:** A carbon and fiberglass-wrapped and reinforced PR 90 core constructed with low epoxy absorption which makes for extremely low weight, good strength and phenomenal energy return. **Universal Camber:** A carbon reinforcement layup designed to deliver secure and reliable grip with an optimized snow feel. **World Cup Pro Base:** The pinnacle of base material designed to perform in the widest range of snow conditions.



MD24 0671

182-207/ 5cm

MOVE™ 3.0

43-44-44

920g/ 202cm (pair)

Carbon Race Wrap

World Cup Pro

Universal

Empower sticker

MOVE™ Switch kit NIS 3.0

NEW



RACE SPEED CLASSIC

**Carbon Wrap:** A carbon and fiberglass-wrapped and reinforced PU 90 core constructed with low epoxy absorption which makes for extremely low weight, good strength and phenomenal energy return. **Universal Camber:** A carbon reinforcement layup designed to deliver secure and reliable grip with an optimized snow feel. **Universal Race Base:** A Fluor free race base material developed to perform in a wide range of snow conditions.



MD24 0673

182-207/ 5cm

MOVE™ 3.0

43-44-44

1050g/ 202cm (pair)

Carbon Wrap

Universal Race

Universal

Empower sticker

MOVE™ Switch kit NIS 3.0



ENDURACE CLASSIC

**AstaraLite:** A lightweight core construction. **Universal Race Base:** A Fluor free race base material developed to perform in a wide range of snow conditions.



N23 292

182-207/ 5cm

MOVE™ 3.0

43-44-44

1094g/ 187 cm

Astara-lite

Universal Race

Universal

Empower sticker

MOVE™ Switch kit NIS 3.0





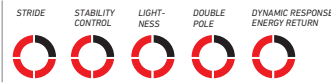
# CLASSIC SKIS

MODEL	KEY FEATURES	CHARACTERISTICS	ITEM	LENGTH	BINDING PLATE	SIDECUT	WEIGHT	CORE	BASE	CAMBER	EMPOWER	RECOM. BINDING
-------	--------------	-----------------	------	--------	---------------	---------	--------	------	------	--------	---------	----------------



## NORDIC PRO CLASSIC

**Distinct Side Cut:** Designed for stability and control.  
**Universal Race Base:** A Fluor free race base material developed to perform in a wide range of snow conditions.



N23 482	177-207/ 5 cm	MOVE™ 3.0	47-44-46	1175g/ 187 cm (pair)	Polycell + Carbon	Universal Race	Universal	Empower sticker	MOVE™ Switch kit NIS 3.0 / Performance classic
------------	------------------	--------------	----------	----------------------------	----------------------	-------------------	-----------	--------------------	---



## ACTIVE MGV

**Multi Grip Vario:** A grip pattern imprinted into the ski base which varies from a less aggressive pattern in the front and rear for improved glide and a more aggressive pattern in the center for improved grip. **Slight Sidecut:** Designed to provide a stable platform to generate power and aid in easy handling. **Performance Base:** A Fluor free base material developed for use in variable snow conditions.



N21 348	177-207/ 5cm	MOVE™ 3.0 + Tail Protector	44-42-43	1150g/ 187cm (pair)	Paulownia + Carbon	Perfor- mance + MGV	MGV	No	Touring Auto
------------	-----------------	----------------------------------	----------	---------------------------	-----------------------	---------------------------	-----	----	-----------------



## RACE PRO CLASSIC JR

**Jr Classic Camber:** Designed to excel from grip wax to klister conditions.  
**Designed For Young Skiers:** Developed and streamlined to fit the movement patterns of young skiers. **Universal Race Base:** A Fluor free race base material developed to perform in a wide range of snow conditions.



N21 142	147-177/ 10cm, 172	NIS 7-click	44-42-44	789g/ 157cm (pair)	Polycell + Carbon	Universal Race	Jr. Classic	Empower sticker	Xcelerator Jr
------------	--------------------------	----------------	----------	--------------------------	----------------------	-------------------	-------------	--------------------	------------------






# CLASSIC SKIS

MODEL	KEY FEATURES	CHARACTERISTICS	ITEM	LENGTH	BINDING PLATE	SIDECUT	WEIGHT	CORE	BASE	CAMBER	EMPOWER	RECOM. BINDING
-------	--------------	-----------------	------	--------	---------------	---------	--------	------	------	--------	---------	----------------



## ACTIVE UNIVERSAL JR

**Universal Construction:** Designed for both skate and classic skiing. **Slight Side Cut:** Designed to provide a stable platform to generate power and aid in easy handling. **Performance Base:** A Fluor free base material developed for use in variable snow conditions.

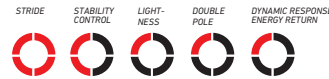


N21 813	117-167/ 10cm	NIS JR	44-42-43	875g/ 157 cm (pair)	Paulownia + Carbon	Perfor- mance	Jr. Skate and Classic	No	Xcelerator Jr
------------	------------------	-----------	----------	---------------------------	-----------------------	------------------	-----------------------------	----	------------------




## RACELIGHT MG

**Multi Grip:** A base pattern which provides stable and confident bilateral grip without sacrificing ski glide and performance.



N22 879	87-167/ 10cm	NEMO SCR	48-48-48	825g/ 127 cm (pair)	Multicore	Perfor- mance + MG	Jr. Classic	No	Rottefella Start
------------	-----------------	-------------	----------	---------------------------	-----------	--------------------------	----------------	----	---------------------

NEW



## SNOW-PUP 85

**A wide and stable construction** with a unique NoWax base for easy snow exploration. **A universal step-in binding platform** provides season-to-season versatility that keeps up with growing feet and allows the use of regular winter footwear with the ski.

MD24 0500	85	Step-in binding	65-55-60	825g/ 85 cm (pair)	ABS	No-wax	No	
--------------	----	--------------------	----------	--------------------------	-----	--------	----	--





# BACKCOUNTRY SKIS

MODEL	KEY FEATURES	CHARACTERISTICS	ITEM	LENGTH	BINDING PLATE	SIDECUT	WEIGHT	CORE	BASE	CAMBER	EMPOWER	RECOM. BINDING
<b>FJELLTECH M44 SKIN</b>	<p><b>3/4 Length Steel Edge:</b> Added control and stability in icy conditions while retaining a softer and more flexible tip. <b>Integrated Skin:</b> Designed to ensure optimal grip and glide in all conditions.</p> <p><b>Rottefella MOVE™ binding plate:</b> For adjustable grip and glide</p>	<p>GRIP STABILITY/CONTROL STRIDE LIGHT-NESS</p>	N21 968	177, 187, 192, 202	MOVE™ 3.0	54-44-49	1760g/ 187 cm (pair)	Paulownia + Carbon	Perfor- mance + Mohair Mix	Universal BC	No	MOVE™ Switch
<b>FJELLTECH M50 SKIN</b>	<p><b>3/4 Length Steel Edge:</b> Added control and stability in icy conditions while retaining a softer and more flexible tip. <b>Integrated Skin:</b> Designed to ensure optimal grip and glide in all conditions.</p> <p><b>Rottefella MOVE™ binding plate:</b> For adjustable grip and glide</p>	<p>GRIP STABILITY/CONTROL STRIDE LIGHT-NESS</p>	N21 967	157, 167, 177, 187, 192, 202	MOVE™ 3.0	60-50-55	1780g/ 187 cm (pair)	Paulownia + Carbon	Perfor- mance + Mohair Mix	Universal BC	No	MOVE™ Switch
<b>PANORAMA T50 INTELLIGRIP TRANSITION</b>	<p><b>Intelligrip Transition Skin:</b> A removable skin made from a unique mix of Mohair and Nylon that ensures reliable grip in a wide range of conditions. <b>3/4 Length Steel Edge:</b> Added control and stability in icy conditions while retaining a softer and more flexible tip.</p> <p><b>Paulownia + Carbon Core:</b> Farm-raised lightweight wood core with consistent material qualities.</p>	<p>GRIP STABILITY/CONTROL STRIDE LIGHT-NESS</p>	N22 966	180, 190, 195, 205	Flat	60-50-55	1380g/ 192 cm (pair)	Paulownia + Carbon	Perfor- mance + Skin Pocket	Universal BC	No	Intelligrip Transition 2.0
<b>PANORAMA T55 INTELLIGRIP TRANSITION</b>	<p><b>Intelligrip Transition Skin:</b> A removable skin made from a unique mix of Mohair and Nylon that ensures reliable grip in a wide range of conditions. <b>Full Length Steel Edge:</b> Designed for maximum control and stability.</p> <p><b>Paulownia + Carbon Core:</b> Farm-raised lightweight wood core with consistent material qualities.</p>	<p>GRIP STABILITY/CONTROL STRIDE LIGHT-NESS</p>	N22 940	180, 190, 195, 205	Flat	68-55-62	1490g/ 192 cm (pair)	Paulownia + Carbon	Perfor- mance + Skin Pocket	Universal BC	No	Intelligrip Transition 2.0





# BACKCOUNTRY SKIS

MODEL	KEY FEATURES	CHARACTERISTICS	ITEM	LENGTH	BINDING PLATE	SIDECUT	WEIGHT	CORE	BASE	CAMBER	EMPOWER
<b>PANORAMA SF 62</b>	<b>Steel Edge Free:</b> Let your dog safely join you on your next ski across rolling ungroomed terrain. <b>OmniGrip:</b> A base pattern imprinted into the ski which varies from a less aggressive pattern in the front and rear for improved glide and a more aggressive pattern in the center for improved grip. <b>MultiCore:</b> Farm-raised lightweight wood core with consistent material qualities.	<p>CLIMB PERFORM. DOWNHILL PERFORM. ROLLING TERRAIN LIGHTNESS</p>	N23 872	172, 182, 192, 202	Flat	68-55-62	1690g/ 192 cm (pair)	MultiCore	Perfor- mance + OmniGrip	No	
<b>PANORAMA M 62</b>	<b>OmniGrip:</b> A base pattern imprinted into the ski which varies from a less aggressive pattern in the front and rear for improved glide and a more aggressive pattern in the center for improved grip. <b>Sidecut of 83-62-70:</b> Designed for efficient and versatile off trail skiing. <b>MultiCore:</b> Farm-raised lightweight wood core with consistent material qualities.	<p>CLIMB PERFORM. DOWNHILL PERFORM. ROLLING TERRAIN LIGHTNESS</p>	N21 871	162, 172, 182, 192, 202	Flat	83-62-70	1890g/ 192 cm	MultiCore	Perfor- mance + OmniGrip	No	
<b>PANORAMA M 68</b>	<b>OmniGrip:</b> A base pattern imprinted into the ski which varies from a less aggressive pattern in the front and rear for improved glide and a more aggressive pattern in the center for improved grip. <b>Sidecut of 99-68-84:</b> Designed for liveliness and downhill control. <b>MultiCore:</b> Farm-raised lightweight wood core with consistent material qualities.	<p>CLIMB PERFORM. DOWNHILL PERFORM. ROLLING TERRAIN LIGHTNESS</p>	N21 870	162-192/ 10 cm	Flat	99-68-84	2530g/ 182 cm (pair)	MultiCore	Perfor- mance + OmniGrip	No	
<b>PANORAMA M 78</b>	<b>OmniGrip:</b> A base pattern imprinted into the ski which varies from a less aggressive pattern in the front and rear for improved glide and a more aggressive pattern in the center for improved grip. <b>Sidecut of 109-78-95:</b> Designed to provide a tight turning radius. <b>MultiCore:</b> Farm-raised lightweight wood core with consistent material qualities.	<p>CLIMB PERFORM. DOWNHILL PERFORM. ROLLING TERRAIN LIGHTNESS</p>	N21 869	162-192/ 10 cm	Flat	109-78-95	2530g/ 182 cm (pair)	MultiCore	Perfor- mance + OmniGrip	No	





# SKATE PACKAGE

MODEL	KEY FEATURES	CHARACTERISTICS	ITEM	LENGTH	BINDING PLATE	SIDECUT	WEIGHT	CORE	BASE	CAMBER	EMPOWER
-------	--------------	-----------------	------	--------	---------------	---------	--------	------	------	--------	---------



## ACTIVE PRO SKATE

Active Pro Skate Ski mounted with Rottefella Performance Skate Binding.



N23 373	172-192 RSL/5cm	NIS 7-click	44-40-44	1148g/ 187 cm (pair)	Polycell + Carbon	Universal Race	Universal	Empower sticker
------------	--------------------	----------------	----------	----------------------------	----------------------	-------------------	-----------	--------------------



## ACTIVE SKATE

Active Skate Ski mounted with Rottefella Performance Skate Binding.



N21 343	167-192/ 5cm	NIS 7-click + Tail Protector	44-40-44	1150g/ 187 cm (pair)	Paulownia + Carbon	P-Tex 2000 Electra	Universal	No
------------	-----------------	------------------------------------	----------	----------------------------	-----------------------	--------------------------	-----------	----



# SKIN PACKAGE

MODEL	KEY FEATURES	CHARACTERISTICS	ITEM	LENGTH	BINDING PLATE	SIDECUT	WEIGHT	CORE	BASE	CAMBER	EMPOWER
<b>ENDURACE SKIN</b>	Endurace Skin ski mounted with Rottefella Move binding.		N23 297	182-207/ 5cm	MOVE™ 3.0	43-44-44	1094g/ 187 cm (pair)	Astara- Lite	Universal Race + Mohair mix	Skin	Empower sticker
<b>ACTIVE PRO SKIN</b>	Active Pro Skin ski mounted with Rottefella Performance Classic binding.		N23 377	182-207/ 5cm	MOVE™ 3.0	43-44-44	1148g/ 187 cm (pair)	Polycell + Carbon	Universal Race + Mohair mix	Skin	Empower sticker
<b>ACTIVE SKIN</b>	Active Skin ski mounted with Rottefella Touring Automatic binding.		N21 344	177-207/ 5cm	MOVE™ 3.0 + Tail Protector	44-42-43	1150g/ 187 cm (pair)	Paulownia + Carbon	Performance + Mohair mix	Skin	No
<b>NORDIC PRO SKIN</b>	Nordic Pro Skin ski mounted with Rottefella Move binding.		N23 487	177-207/ 5cm	MOVE™ 3.0	47-44-46	1175g/ 187 cm (pair)	Polycell + Carbon	Universal Race + Mohair mix	Skin	Empower sticker





# CLASSIC PACKAGE

MODEL	KEY FEATURES	CHARACTERISTICS	ITEM	LENGTH	BINDING PLATE	SIDECUT	WEIGHT	CORE	BASE	CAMBER	EMPOWER
-------	--------------	-----------------	------	--------	---------------	---------	--------	------	------	--------	---------



## ACTIVE MGV

Active MGV Ski mounted with Rottefella binding.



N21 348	177-207/ 5cm	MOVE™ 3.0 + Tail Protector	44-42-43	1150g/ 187cm (pair)	Paulownia + Carbon	Perfor- mance + MGV	MGV	No
------------	-----------------	----------------------------------	----------	---------------------------	-----------------------	---------------------------	-----	----



## RACE-LIGHT MG

Racelight MG Ski mounted with binding.



N22 0301601	87-167/ 10cm	NEMO SCR	48-48-48	825g/ 127 cm (pair)	Multicore	Perfor- mance + MG	Jr. Classic	No
----------------	-----------------	-------------	----------	---------------------------	-----------	--------------------------	----------------	----





BOOTS

DS

HUS











MADSHUS













# REDLINE BOOTS

MODEL	KEY FEATURES	ITEM	SIZES	WEIGHT	CUFF	BASE	OUTSOLE	UPPER	INNERBOOT
<b>SKATE</b>  	<p><b>RED Carbon Chassis:</b> Provides maximum stability, power, and control.</p> <p><b>Madshus Carbon Cuff:</b> A removable carbon cuff which increases stability and provides superior power transfer.</p> <p><b>Madshus Race Wrap 2.0 Innerboot:</b> Designed for a snug fit and a precise connection with the ski.</p>	MD24 0495	37-48	485g/ size 42 (pair)	Madshus Carbon	RED Carbon Chassis	Madshus Elite	Madshus Pro Ripstop	Race Wrap 2.0
<b>CLASSIC</b>  	<p><b>RED Carbon Chassis:</b> Provides maximum stability, power, and control.</p> <p><b>Weight:</b> One of the lightest ski boots in the world at a mere 380g grams per pair.</p> <p><b>Madshus Race Wrap 2.0 Innerboot:</b> Designed for a snug fit and a precise connection with the ski.</p>	MD24 0496	37-48	380g/ size 42 (pair)	-	RED Carbon Chassis	Madshus Elite	Madshus Pro Ripstop	Race Wrap 2.0
<b>SKATE X</b>  	<p><b>Skate X Outsole:</b> A compact interface between the boot and binding provides a stiffer connection, increased power transfer and lateral stability.</p> <p><b>RED Carbon Chassis:</b> Provides maximum stability, power, and control.</p> <p><b>Madshus Race Wrap 2.0 Innerboot:</b> Designed for a snug fit and a precise connection with the ski.</p>	MD24 0494	37-48	485g/ size 42 (pair)	Madshus Carbon	RED Carbon Chassis	Rottfella Skate X	Madshus Pro Ripstop	Race Wrap 2.0
<b>JR</b>  	<p><b>High Performance Universal Construction:</b> Built with a forefoot flex optimized for classic striding and an ankle cuff for stable skating.</p> <p><b>Fleece Softshell Upper:</b> A warm, dry, and breathable upper.</p> <p><b>Madshus Revo Wrap Innerboot:</b> Designed for the optimal fit and control.</p>	MD24 0820	36-42	460g/ size 37 (pair)	Performance	Integrated Power Chassis	Madshus Elite	Fleece Softshell	Revo Wrap






# BOA BOOTS

MODEL	KEY FEATURES	ITEM	SIZES	WEIGHT	CUFF	BASE	OUTSOLE	UPPER	INNERBOOT
<b>SKATE BOA® 2 – WOMEN</b>  	<p><b>BOA® Fit System:</b> Delivers a micro-adjustable, precision fit engineered to perform in the toughest conditions.</p> <p><b>Integrated Power Chassis:</b> Provides maximum stability, power, and control.</p> <p><b>Performance Cuff:</b> A lightweight cuff designed to provide added stability and comfort.</p> <p><b>Optimized for Women:</b> Featuring specific toebox and instep sizing.</p>	MD24 0495	36-42	560g/ size 42 (pair)	Performance	Integrated Power Chassis	Madshus Elite	Madshus Pro Ripstop	BOA® Fit System
<b>SKATE BOA® 2</b>  	<p><b>BOA® Fit System:</b> Delivers a micro-adjustable, precision fit engineered to perform in the toughest conditions.</p> <p><b>Integrated Power Chassis:</b> Provides maximum stability, power, and control.</p> <p><b>Performance Cuff:</b> A lightweight cuff designed to provide added stability and comfort.</p>	MD24 0496	37-48	560g/ size 42 (pair)	Performance	Integrated Power Chassis	Madshus Elite	Madshus Pro Ripstop	BOA® Fit System
<b>CLASSIC BOA® 2 – WOMEN</b>  	<p><b>BOA® Fit System:</b> Delivers a micro-adjustable, precision fit engineered to perform in the toughest conditions.</p> <p><b>Integrated Power Chassis:</b> Provides maximum stability, power, and control.</p> <p><b>Optimized for Women:</b> Featuring specific toebox and instep sizing.</p>	MD24 0498	36-42	410g/ size 42 (pair)	-	Integrated Power Chassis	Madshus Elite	Madshus Pro Ripstop	BOA® Fit System
<b>CLASSIC BOA® 2</b>  	<p><b>BOA® Fit System:</b> Delivers a micro-adjustable, precision fit engineered to perform in the toughest conditions.</p> <p><b>Integrated Power Chassis:</b> Provides maximum stability, power, and control.</p>	MD24 0820	37-48	410g/ size 42 (pair)	-	Integrated Power Chassis	Madshus Elite	Madshus Pro Ripstop	BOA® Fit System








# SKATE BOOTS

MODEL	KEY FEATURES	ITEM	SIZES	WEIGHT	CUFF	BASE	OUTSOLE	UPPER	INNERBOOT	HEEL COUNTER
<b>RACE PRO SKATE</b> 	<p><b>Integrated Power Base:</b> Provides maximum stability, power, and control.</p> <p><b>Performance Cuff:</b> A lightweight cuff designed to provide added stability and comfort.</p> <p><b>Madshus Race Wrap Innerboot:</b> Designed for the optimal fit and control.</p>	N22 0400101	37-48	490g/ size 42	Performance	Integrated Power Chassis	Madshus Elite	Fleece Softshell	Race Wrap	
<b>RACE SPEED SKATE</b> 	<p><b>180 Skate:</b> Provides stiffness and stability.</p> <p><b>Fleece Softshell Upper:</b> A warm, dry, and breathable upper.</p> <p><b>Madshus Revo Wrap Innerboot:</b> Designed for the optimal fit and control.</p>	N21 0400501	35-48	575g/ size 42	Performance		Madshus Performance	Fleece Softshell	Revo Wrap	180 Skate
<b>ENDURANCE SKATE</b> 	<p><b>Injected Cuff:</b> Designed for stability and control.</p> <p><b>Fleece Softshell Upper:</b> A warm, dry, and breathable upper.</p> <p><b>Madshus Revo Wrap Innerboot:</b> Designed for optimal fit and control.</p>	N22 0400401	35-48	585g/ size 42	Injected		Madshus Performance	Fleece Softshell	Revo Wrap	Polyamide







# UNIVERSAL BOOTS

MODEL	KEY FEATURES	ITEM	SIZES	WEIGHT	CUFF	BASE	OUTSOLE	UPPER	INNERBOOT	HEEL COUNTER
<b>RACE SPEED UNIVERSAL</b> 	<b>Universal Construction:</b> Designed for both skate and classic skiing. <b>Fleece Softshell Upper:</b> A warm, dry, and breathable upper. <b>Madshus Revo Wrap Innerboot:</b> Designed for optimal fit and control.	N21 0400601	35-48	575g/ size 42	Performance		Madshus Performance	Fleece Softshell	Revo Wrap	180 Skate
<b>ENDURACE UNIVERSAL</b> 	<b>Universal Construction:</b> Designed for both skate and classic skiing. <b>Fleece Softshell Upper:</b> A warm, dry, and breathable upper. <b>Madshus Revo Wrap Innerboot:</b> Designed for optimal fit and control.	N22 0400501	35-48	585g/ size 42	Injected		Madshus Performance	Fleece Softshell	Revo Wrap	Polyamide
<b>ACTIVE U</b> 	<b>Universal Ankle Cuff:</b> Provides an extra level of ankle support for both skate and classic skiing. <b>Fleece Softshell Upper:</b> A warm, dry, and breathable upper. <b>Active Wrap Innerboot:</b> A stable, relaxed fit that keeps you warm and skiing all day.	N22 0401001	35-48	565g/ size 42	Active Wrap		T4	Fleece Softshell	Active Wrap	PVC









# CLASSIC BOOTS

MODEL	KEY FEATURES	ITEM	SIZES	WEIGHT	CUFF	BASE	OUTSOLE	UPPER	INNERBOOT	HEEL COUNTER
<b>RACE PRO CLASSIC</b> 	<p><b>Integrated Power Base:</b> Provides maximum stability, power, and control.</p> <p><b>Fleece Softshell Upper:</b> A warm, dry, and breathable upper.</p> <p><b>Madshus Race Wrap Innerboot:</b> Designed for the optimal fit and control.</p>	N22 0400201	37-48	330g/ size 42	-	Integrated Power Chassis	Madshus Elite	Fleece Softshell	Race Wrap	
<b>RACE SPEED CLASSIC</b> 	<p><b>180 Heel counter:</b> Provides stiffness and stability.</p> <p><b>Fleece Softshell Upper:</b> A warm, dry, and breathable upper.</p> <p><b>Madshus Revo Wrap Innerboot:</b> Designed for the optimal fit and control.</p>	N21 0400701	35-48	390g/ size 42	-		Madshus Performance	Fleece Softshell	Revo Wrap	180 Classic
<b>ENDURACE CLASSIC</b> 	<p><b>Enhanced Heel Hold:</b> Provides confident ski control on long tours.</p> <p><b>Fleece Softshell Upper:</b> A warm, dry, and breathable upper.</p> <p><b>Madshus Revo Wrap Innerboot:</b> Designed for the optimal fit and control.</p>	N22 0400301	35-48	380g/ size 42	-		Madshus Performance	Fleece Softshell	Revo Wrap	
<b>ACTIVE C</b> 	<p><b>High Collar Ankle Support:</b> Provides an extra level of ankle support.</p> <p><b>Fleece Softshell Upper:</b> A warm, dry, and breathable upper.</p> <p><b>Active Wrap Innerboot:</b> A stable, relaxed fit that keeps you warm and skiing all day.</p>	N22 0400901	35-48	470g/ size 42	-		T4	Fleece Softshell	Active Wrap	PVC






# CLASSIC & JR BOOTS

MODEL	KEY FEATURES	ITEM	SIZES	WEIGHT	CUFF	BASE	OUTSOLE	UPPER	INNERBOOT	HEEL COUNTER
<b>NORDIC</b> 	<p><b>Stable Construction:</b> Designed to secure the whole foot.</p> <p><b>Fleece Softshell Upper:</b> A warm, dry, and breathable upper.</p> <p><b>Active Wrap Innerboot:</b> A stable, relaxed fit that keeps you warm and skiing all day.</p>	N22 0401101	35-48	450g/ size 42	-		T4	Fleece Softshell	Active Wrap	
<b>RACE SPEED JR</b> 	<p><b>Universal Construction:</b> Designed for both skate and classic skiing.</p> <p><b>Fleece Softshell Upper:</b> A warm, dry, and breathable upper.</p> <p><b>Madshus Revo Wrap Innerboot:</b> Designed for optimal fit and control.</p>	N21 0401101	33-42	475g/ size 37	Perfor- mance		Madshus Perfor- mance	Fleece Softshell	Active Wrap	
<b>RACELINE JR</b> 	<p><b>T4 Jr Outsole:</b> Provides stability, control, and warmth that can stand up to rugged snow play.</p> <p><b>Fleece Softshell Upper:</b> A warm, dry, and breathable upper.</p> <p><b>Active Wrap Innerboot:</b> A stable, relaxed fit that keeps you warm and playing all day.</p>	N22 0401201	25-40	360g/ size 42	-		T4 JR	Fleece Softshell	Active Wrap	T4 JR
<b>BUTTERFLY</b> 	<p><b>T4 Jr Outsole:</b> Provides stability, control, and warmth that can stand up to rugged snow play.</p> <p><b>Fleece Softshell Upper:</b> warm, dry, and breathable upper.</p> <p><b>Active Wrap Innerboot:</b> A stable, relaxed fit that keeps you warm and playing all day.</p>	N22 0401301	25-37	360g/ size 37	-		T4 JR	Fleece Softshell	Active Wrap	T4 JR





# BACKCOUNTRY BOOTS

MODEL	KEY FEATURES	ITEM	SIZES	WEIGHT	CUFF	BASE	OUTSOLE	UPPER	INNERBOOT	GAITOR
<b>PANORAMA EXPLORER</b> 	<b>Rottefella Explore Binding System:</b> Designed to maximize stability, durability, and downhill control. <b>Enhanced Heel Hold:</b> Provides confident ski control on long tours. <b>High Cut Revo Wrap Innerboot:</b> Provides comfort, stability and control.	N22 0400701	36-48	840g/ size 42	Injected	Injected Skate	Rottefella Explore	Fleece Softshell	High Cut Revo Wrap	Water- proof
<b>PANORAMA MNT</b> 	<b>Enhanced Heel Hold:</b> Provides confident ski control on long tours. <b>High Cut Revo Wrap Innerboot:</b> Provides comfort, stability and control.	N22 0400601	36-49	880g/ size 42	Injected	Injected Skate	Rottefella BC	Fleece Softshell	High cut Revo Wrap	Water- proof
<b>FJELLTECH</b> 	<b>Polyamide Heel Counter:</b> Provides stiffness and stability. <b>Fleece Softshell Upper:</b> A warm, dry, and breathable upper. <b>High Cut Revo Wrap Innerboot:</b> Provides comfort, stability and control.	N22 0400801	35-48	650g/ size 42	Injected	Polyamide	Madshus Perfor- mance	Fleece Softshell	High cut Revo Wrap	Water- proof





# POLES







# POLES

MODEL	KEY FEATURES	ITEM	LENGTH	SHAFT	TIP DIAM.	BUTT DIAM.	STRAP	BASKET	HANDLE	WEIGHT	LENGTH	STRAP SIZE
-------	--------------	------	--------	-------	-----------	------------	-------	--------	--------	--------	--------	------------

## REDLINE POLE

NEW



**100% UHM Carbon Ellipse Shaped shaft:** An extremely lightweight shaft designed to minimize drag and built with Ultra-High Modulus Carbon which provides excellent stiffness. **TBS® Basket System:** Designed to allow for changing baskets quickly and without tools. **Race Strap 2.0:** Designed to ensure a snug fit for control and power.

MD24  
0690

135-175  
cm (2.5cm  
interval)

100% UHM  
Carbon  
Ellipse

10mm

16mm

Race  
Strap  
2.0

Small  
TBS®

Redline

54 g/m

135-145	42,5	S
145-165	62,5	M
165-175	175	L

## REDLINE POLE KIT

NEW



**100% UHM Carbon Ellipse Shaped shaft:** An extremely lightweight shaft designed to minimize drag and built with Ultra-High Modulus Carbon which provides excellent stiffness. **TBS® Basket System:** Designed to allow for changing baskets quickly and without tools. **Race Strap 2.0:** Designed to ensure a snug fit for control and power.

MD24  
0691

155cm  
and  
175 cm

100% UHM  
Carbon  
Ellipse

10mm

16mm

Race  
Strap  
2.0


Small  
TBS®

Redline

54 g/m

135-145	42,5	S
145-165	62,5	M
165-175	175	L

## RACE PRO POLE



**100% Ultra-High Modulus Carbon Shaft:** Designed for the optimal stiffness-to-weight ratio. **TBS® Basket System:** Designed to allow for changing baskets quickly and without tools. **Race Strap:** Designed to ensure a snug fit for control and power.

N20  
0900101

135-175/  
(2.5 cm  
interval)

100%  
Ultra-High  
Modulus  
Carbon

10mm

16mm

Race

Small  
TBS®

Race

54 g/m

135-142,5	S
145-162,5	M
165-175	L

## RACE PRO POLE KIT



**100% Ultra-High Modulus Carbon Shaft:** Designed for the optimal stiffness-to-weight ratio. **TBS® Basket System:** Designed to allow for changing baskets quickly and without tools. **Race Strap:** Designed to ensure a snug fit for control and power.

N20  
0900201

155cm  
and  
175 cm

100%  
Ultra-High  
Modulus  
Carbon

10mm

16mm

Madshus  
Race

Small  
TBS®

Race

54 g/m

135-142,5	S
145-162,5	M
165-175	L

# POLES


MODEL	KEY FEATURES	ITEM	LENGTH	SHAFT	TIP DIAM.	BUTT DIAM.	STRAP	BASKET	HANDLE	WEIGHT	LENGTH	STRAP SIZE
<b>RACE SPEED POLE</b>												
	<p><b>100% High-Strength Carbon Shaft:</b> Designed to deliver lightweight performance, low swing weight and durability. <b>TBS® Basket System:</b> Designed to allow for changing baskets quickly and without tools. <b>Race Strap:</b> Designed to ensure a snug fit for control and power.</p>	N20 0900301	135-175/ (2.5 cm interval)	100% High-Strength Carbon	10mm	16mm	Race	Small TBS®	Race	69 g/m		
<b>ENDURACE POLE</b>												
	<p><b>70% Carbon Shaft:</b> Designed for lightweight performance and durability. <b>TBS® Basket System:</b> Designed to allow for changing baskets quickly and without tools. <b>Race Strap:</b> Designed to ensure a snug fit for control and power.</p>	N20 0900401	135-175/ (5 cm interval)	70% Carbon	10mm	16mm	Race	Large TBS®	Race	82 g/m		
<b>ACTIVE PRO POLE</b>												
	<p><b>40% Carbon Shaft:</b> Designed for lightweight performance and durability. <b>9mm Race Basket:</b> Designed for variable snow conditions. <b>Contour Race Strap:</b> Designed for comfort and control.</p>	N20 0900501	135-175/ (5 cm interval)	40% Carbon	9mm	16mm	Contour Race	9mm Race (Soft Snow)	Cork Race	87 g/m		
<b>NORDIC POLE</b>												
	<p><b>100% Fiberglass Shaft:</b> Designed to provide the optimal balance between performance and durability. <b>10mm Race Basket:</b> Designed for variable snow conditions. <b>Biathlon Strap:</b> Designed for control and easy entry and exit.</p>	N20 0900601	120-170 cm (5cm interval)	Carbon/ Glass	10mm	16mm	Biathlon	10mm Race (Soft Snow)	Cork Race	99 g/m		










# POLE PARTS


ITEM	KEY FEATURES
<b>RACE STRAP 2.0</b> 	N210900701 Race Strap 2.0 Small
	N210900201 Race Strap 2.0 Medium
	N210900201 Race Strap 2.0 Large
	N210900201 Race Strap 2.0 X-Large

ITEM	KEY FEATURES
<b>BIATHLON STRAP</b> 	NP40009 Biathlon Strap - Contoured

ITEM	KEY FEATURES
<b>RACE BASKET TBS®</b> 	N2009010010 Race Basket Small TBS®
	N2009011010 Race Basket Large TBS®

ITEM	KEY FEATURES
<b>RACE STRAP CURVE</b> 	N210900201 Race Strap Curve - S
	N210900201 Race Strap Curve - M
	N210900201 Race Strap Curve - L
	N210900201 Race Strap Curve - XL

ITEM	KEY FEATURES
<b>REDLINE / RACE HANDLE</b> 	N2109001011675 Redline Handle
	N2009009010 Race Handle

ITEM	KEY FEATURES
<b>RACE BASKET</b> 	NP20002 9mm Race Basket - Tungsten
	N150900501 10mm UHM Basket - BLACK
	N150900601 10mm Powder Basket - BLACK
	NP20005 10mm Race Basket w/small tungsten tip

ITEM	KEY FEATURES
<b>RACE STRAP</b> 	N2109007012 Race Strap Black - S
	N2109007014 Race Strap Black - M
	N2109007016 Race Strap Black - L
	N2109007018 Race Strap Black - XL

ITEM	KEY FEATURES
<b>CORK HANDLE</b> 	N150900301 Cork Race Handle & Wedge

ITEM	KEY FEATURES
<b>ROLLER FERRULE</b> 	N160900401 Roller Ferrule: 10mm
	N160900301 Roller Ferrule: 9mm

ITEM	KEY FEATURES
<b>CONTOUR CHAMPION STRAP</b> 	N170901001 Contour Champion Strap - XS
	N170900701 Contour Champion Strap - S
	N170900801 Contour Champion Strap - M
	N170900901 Contour Champion Strap - L

ITEM	KEY FEATURES
<b>GRIP CAP</b> 	N2009015010 Grip cap w/rivet Red





# ACCESSORIES





# ACCESSORIES

MODEL/ITEM      KEY FEATURES / SIZES / MATERIALS

## SKI BAG 1-2 PAIRS



ITEM: N2101005  
Ski bag for reliable gear protection, holds 2 pairs of skis up to 210cm. External compression straps. 600D\*300D polyester. YKK zipper. Size: 213 x 14 x 14 cm.

## SKI BAG 5-6 PAIRS



ITEM: N2101006  
Ski bag for reliable gear protection, holds 6 pairs of skis up to 210cm. External compression straps. 600D\*300D polyester. YKK zipper. Size: 213 x 25 x 22 cm.

## SKI BAG 15 PAIRS



ITEM: N2101007  
Ski bag for reliable gear protection. Holds up to 15 ski pairs. 600D Polyester Ripstop. YKK zipper. Size: 213 x 38 x 29 cm.

## TESTSKI BAG 6 AND 8 PAIRS



6 PAIR: ITEM: N2001003  
8 PAIR ITEM: N2001004  
600D Polyester Ripstop YKK zipper.

MODEL/ITEM      KEY FEATURES / SIZES / MATERIALS

## POLE BAG



ITEM: N2101010  
Fully padded pole bag. 600D Polyester Ripstop and YKK zipper. Size: 183x15cm.

## POLE BAG HARDCASE



ITEM: N2101011  
600D\*300D Polyester with PVC backing 100% Polyester

## RIFLE BAG



ITEM: N2101008  
600D Polyester Ripstop. YKK zipper. Size: 115x12x26,5cm.

## DUFFEL BAG 60L+



ITEM: N2101015  
Durable bag that can be carried as a standard duffel or a backpack with its stow away shoulder straps. 600D polyester Ripstop and YKK zippers.

MODEL/ITEM      KEY FEATURES / SIZES / MATERIALS

## RACE BACKPACK 12L



ITEM: N2101012

Light race backpack with pocket for hydration. Hidden rain cover. 210D Polyester Ripstop PU. Size: 27x12x43 cm.

## RACE DAY BACKPACK 40L



ITEM: N2101013

Versatile and durable backpack with spacious main compartment and large outer pockets. 600D Polyester Ripstop and YKK zippers. Size: 41x17x53cm.

## RACE DAY BACKPACK 54L



ITEM: N2101014

Backpack for carrying ski gear, separate pockets for ski boots on both sides. 600D Polyester Ripstop and YKK zippers. Volume: 54L. Size: 36x41x46,5cm.

## ROLLER BAG 100L



ITEM: N2101016

Reliable and durable travel bag with wheels. 600D Polyester Ripstop and YKK zippers. Size: 38,5x32x82cm.





# ACCESSORIES

MODEL/ITEM KEY FEATURES / SIZES / MATERIALS

## DRINK BELT



Offset bottle design for easy access, with a small pocket for keys and other items. 600D Polyester Ripstop and YKK zipper. BPA free.

ITEM:  
N2101001

## WAIST BELT BAG



Hip pack features a storage pocket with a side bottle holder. 600D Polyester Ripstop and YKK zippers. BPA free.

ITEM:  
N2101002

## INSULATED DRINK BELT



Thermobelt with 1L insulated bottle that keeps your drink at the right temperature. Dishwasher safe and BPA free. Small storage pocket on top. 600D Polyester Ripstop and YKK zippers.

ITEM:  
N2101003

## INSULATED DRINK BELT



Thermobelt with 1L insulated bottle that keeps your drink at the right temperature. Dishwasher safe and BPA free. Small storage pocket on top. 600D Polyester Ripstop and YKK zippers.

ITEM:  
N2101004

MODEL/ITEM KEY FEATURES / SIZES / MATERIALS

## SKI STRAP RACING



3mm EVA + Nylon Velcro. Fits up to 48mm width skis. Size: 14x6cm.

ITEM:  
N2101041

## SKI STRAP TOURING



3mm EVA + Nylon Velcro. Fits touring and kid's skis from 44 to 58mm. Size: 14,5'x7cm.

ITEM:  
N2101042

## SKI STRAP BC



3mm EVA + Nylon Velcro. Fits BC and kid's skis. Measurements: 29x5cm.

ITEM:  
N2101043

## BOOT BAG



Durable boot bag for one pair of boot. 600D Polyester Ripstop. YKK zipper. Size: 32x23x23cm.

ITEM:  
N2101009

MODEL/ITEM KEY FEATURES / SIZES / MATERIALS

## BOOT-COVER WARM



Boot cover with windstopper fabric and Thinsulate™ insulation. Sizes: 36/37, 38/39, 40/41, 42/43, 44/45, 46/47.

ITEM:  
N230401101

## NEW MADSHUS OVERBOOT



Fabric: Rubber/Neopren  
Sizes: 35/36, 37/38, 39/40, 41/42, 43/44, 45/46 .

ITEM:  
MD240687

## AFTER RACE BOOTIES 2.0



Footbed: Intuation Foam  
Outsole: Rubber  
Sizes S(5-7) M(7-9) L(10-12)

ITEM:  
N220401501

## PODIUM BOOTIES



Footbed: Intuation foam  
Outsole: Michelin Rubber  
Sizes: B (5-7 US) / M (7-9 US) / L (10-12 US)

ITEM:  
N220401601



# ACCESSORIES

MODEL/ITEM KEY FEATURES / SIZES / MATERIALS

**NEW**

**REDLINE BEANIE**

ITEM: MD240821001



A light ski hat made of 85% Polyester and 15% Nylon Spandex.  
Color: Red/Black

MODEL/ITEM KEY FEATURES / SIZES / MATERIALS

**NEW**

**ACTIVE WOOL BEANIE**

ITEM: MD240823001



An Aero warmer lined ski hat made of 30% Wool and 70% Acrylic.  
Color: Teal.

MODEL/ITEM KEY FEATURES / SIZES / MATERIALS

**NEW**

**ACTIVE WOOL HEADBAND**

ITEM: MD240824002



An Aero warmer lined ski hat made of 30% Wool and 70% Acrylic.  
Color: Black.

**NEW**

**REDLINE BEANIE**

ITEM: MD240821002



A light ski hat made of 85% Polyester and 15% Nylon Spandex.  
Color: Red.

**NEW**

**ACTIVE WOOL BEANIE**

ITEM: MD240823002



An Aero warmer lined ski hat made of 30% Wool and 70% Acrylic.  
Color: Black.

**NEW**

**ACTIVE WOOL HEADBAND**

ITEM: MD240824003



An Aero warmer lined ski hat made of 30% Wool and 70% Acrylic.  
Color: Red.

**NEW**

**REDLINE HEAD-BAND**

ITEM: MD240822001



A light headband made of 85% Polyester and 15% Nylon Spandex.  
Color: Red/Black.

**NEW**

**ACTIVE WOOL BEANIE**

ITEM: MD240823003



An Aero warmer lined ski hat made of 30% Wool and 70% Acrylic.  
Color: Red.

**NEW**

**PANORAMA WINDBLOCK BEANIE**

ITEM: MD240826001



A windblock Aero warmer lined hat made of Wool 30% and 70% Acrylic.  
Color: Marine Blue.

**NEW**

**REDLINE HEAD-BAND**

ITEM: MD240822002



A light headband made of 85% Polyester and 15% Nylon Spandex.  
Color: Teal.

**NEW**

**ACTIVE WOOL HEADBAND**

ITEM: MD240824001



An Aero warmer lined ski hat made of 30% Wool and 70% Acrylic.  
Color: Teal.

**NEW**

**PANORAMA WINDBLOCK BEANIE**

ITEM: MD240826002



A windblock Aero warmer lined hat made of Wool 30% and 70% Acrylic. Color: Emerald Green.





# ACCESSORIES

MODEL/ITEM KEY FEATURES / SIZES / MATERIALS

**NEW**

**MADSHUS FOLD UP WOOL**

ITEM: MD240827001



A hat made of 30% Wool and 70% Acrylic  
Color: Black

MODEL/ITEM KEY FEATURES / SIZES / MATERIALS

**NEW**

**PANORAMA WOOL CAP**

ITEM: MD240833001



A snapback made of 60% Wool and 40% Polyester.  
Color: Wool Gray.

MODEL/ITEM KEY FEATURES / SIZES / MATERIALS

**NEW**

**NECK-WARMER WOOL BLEND**

ITEM: MD240831001



A neckwarmer made of 30% Wool and 70% Acrylic.  
Color: Teal.

**NEW**

**MADSHUS FOLD UP WOOL**

ITEM: MD240827002



A hat made of 30% Wool and 70% Acrylic  
Color: Apricot Orange

**NEW**

**1906 SNAP-BACK CAP**

ITEM: MD240829001



A snapback made of 100% Cotton.  
Color: Emerald Green.

**NEW**

**NECK-WARMER FLEECE**

ITEM: MD240832001



A Micro Polyester Aero warmer fleece neckwarmer.  
Color: Black

**NEW**

**MADSHUS LOGO BEANIE**

ITEM: MD240828001



A fleece lined hat made of 30% Wool and 70% Acrylic  
Color: Red

**NEW**

**1906 SNAP-BACK CAP**

ITEM: MD240829002



A snapback made of 100% Cotton.  
Color: Marine Blue

**NEW**

**MADSHUS LOGO BEANIE**

ITEM: MD240828002



A fleece lined hat made of 30% Wool and 70% Acrylic  
Color: Teal

**NEW**

**RACE 5 PANEL CAP**

ITEM: MD240830001



A 100% Nylon 5 Panel hat.  
Color: Red/black



# ACCESSORIES

MODEL/ITEM      KEY FEATURES / SIZES / MATERIALS

## REDLINE GLOVE

ITEM:  
N2101020



Race fit, windproof and breathable glove with goat leather in the palm. Touch screen finger. Color: Red. Size 5-12/XXXS-XXL.

## REDLINE MITT

ITEM:  
N2101021



Race fit, windproof and breathable mitt. Color: Red. Size: 5-12/XXXS – XXL.

## RACE PRO GLOVE

ITEM:  
N2101022



Race fit, warm, windproof and breathable glove with Thinsulate™ insulation. Touch screen fingers. Color: Black. Size 5-12/XXXS-XXL

## ENDURACE GLOVE

ITEM:  
N2101023



Windproof and warm glove with Thinsulate™ insulation. Touch screen fingers and reflective details. Color: Black. Size: 5-12/XXXS – XXL.

MODEL/ITEM      KEY FEATURES / SIZES / MATERIALS

## ENDURACE SPLIT MITT

ITEM:  
N2101024



Comfortable and windproof lobster mitten with Thinsulate™ insulation and reflective details. Color: Black. Size: 5-12/XXXS – XXL.

## ACTIVE GLOVE

ITEM:  
N2101025



Windproof and warm glove with Thinsulate™ insulation. Touch screen fingers and reflective details. Color: Black. Size: 5-12/XXXS – XXL.

## GLOVE SIZES



SIZES	CM
XXS	5,5 – 6 cm
XS	6 – 7 cm
S	7 – 8 cm
M	8 – 9 cm
L	9 – 10 cm
XL	10 – 11,25 cm
XXL	11,25 – 12 cm





# SKIN

MODEL/ITEM KEY FEATURES / SIZES / MATERIALS

## REPLACEMENT SKIN RED 32MM 3 PAIR



ITEM:  
N1752000

100% Mohair skin for replacing skins.  
3 pair in the package.

MODEL/ITEM KEY FEATURES / SIZES / MATERIALS

## INTELLIGRIP SKIN 38MM

ITEM: N210102701



## INTELLIGRIP SKIN 60MM

ITEM: N210102801



Feature a recessed insert which anchors the front of the skin in place and allows for easy swapping or trimming of skins to suit all skiers, conditions and skill levels. The insert ensures a smooth transition between the gliding surface and skin which is critical for decreasing drag and preventing icing under the ski.

MODEL/ITEM KEY FEATURES / SIZES / MATERIALS

## INTELLIGRIP TRANSITION MOHAIR/MIX 45MM WIDE



ITEM:  
N1950513

70% Mohair and 30% Nylon Transition Skin for Panorama T50 and T55.

## REPLACEMENT SKIN 32MM 3 PAIR



ITEM:  
N1652000

70% Mohair and 30% Nylon Skin for replacing skins.  
3 pair in the package.

## INTELLIGRIP TRANSITION SKIN 2.0

ITEM:  
MD240715001



New attachment screw and nut for securing the skin fit to the ski. Metal screw and nut.

## REPLACEMENT SKIN MOHAIR 1 PAIR



ITEM:  
N230401001

100% Mohair skin for replacing skins.  
1 Pair.

## REPLACEMENT MOHAIR/MIX 1 PAIR



ITEM:  
N230400901

70% Mohair and 30% Nylon Skin for replacing skins.  
1 Pair.

VIEW OUR COLLECTION ONLINE





# SKIN SKI – SKIN LENGTHS



Item	MD240676						MD240677						MD240678						N23297						N23377						N23487						N21147											
Model Name	REDLINE SKIN						RACE PRO SKIN						RACE SPEED SKIN						ENDURACE SKIN						ACTIVE PRO SKIN						NORDIC PRO SKIN						RACE PRO SKIN JR											
SKIN MATERIAL	100% Mohair						100% Mohair						Mohair/mix						Mohair/mix						Mohair/mix						Mohair/mix						Mohair/mix											
SKI / CM LENGTH	182	187	192	197	202	207	182	187	192	197	202	207	182	187	192	197	202	207	182	187	192	197	202	207	182	187	192	197	202	207	182	187	192	197	202	207	177	182	187	192	197	202	207	147	157	167	172	177
SKIN / MM LENGTH	360	360	360	390	390	390	390	390	390	420	420	420	390	390	390	420	420	420	390	390	390	420	420	420	420	420	420	450	450	450	420	420	420	450	450	450	390	420	420	420	450	450	450	300	300	330	330	330

Item	N21344								N21447								N21968 / N21967								N21812								N22877							
Model Name	ACTIVE SKIN								NORDIC SKIN								FJELLTECH SKIN								ACTIVE SKIN JR								RACELIGHT SKIN							
SKIN MATERIAL	Mohair/mix								Mohair/mix								Mohair/mix								Mohair/mix								Mohair/mix							
SKI / CM LENGTH	177	182	187	192	197	202	207	177	182	187	192	197	202	207	177	182	187	192	197	202	207	117	127	137	147	157	167	90	100	110	120	130	140	150	160	170				
SKIN / MM LENGTH	360	390	390	420	420	450	450	390	390	390	420	420	450	450	360	390	390	420	420	450	450	270	270	300	300	330	330	270	270	270	300	300	330	330	360	360				





# RECOMMENDED LENGTH OF SKIS AND POLES

SKIS			POLES	
SKIER HEIGHT	SKIN / CLASSIC SKIS	SKATE SKIS	CLASSIC POLES	SKATE POLES
90 cm	90	90	60	70
95 cm	90	90	65	75
100 cm	100	100	70	80
105 cm	100/110	100	75	85
110 cm	110	110	80	90
115 cm	120	120	85	95
120 cm	120/130	120	90	100
125 cm	130/140	130	95	105
130 cm	142/152	130	100	110
135 cm	142/152	140	105	115
140 cm	147/157	142	110	120
145 cm	157/167	147	115	125
150 cm	167	152/157	120	130
155 cm	172	157/167	125	135
160 cm	177-187	162-167	130	140
165 cm	177-192	167-172	135	145
170 cm	187-197	172-177	140	150
175 cm	192-202	177-182	145	155
180 cm	202-207	182-187	150	160
185 cm	202-207	187-192	155	165
190 cm	207	187-192	160	170
195 cm	207	187-192	165	175
200 cm	207	187-192	170	175



# BOOT SIZE CONVERSION CHART

EU	MONDO (CM)	US
# 24	15	8
# 25	15.5	8.5
# 25.5	16	9
# 26	16.5	9.5
# 27	17	10
# 28	17.5	11
# 28.5	18	11.5
# 29	18.5	12
# 30	19	12.5
# 31	19.5	13
# 31.5	20	13.5
# 32	20.5	14

EU	MONDO (CM)	US
# 33	21	2
# 34	21.5	2.5
# 34.5	22	3
# 35	22.5	3.5
# 36	23	4
# 37	23.5	5
# 37.5	24	5.5
# 38	24.5	6
# 39	25	6.5
# 40	25.5	7.5
# 40.5	26	8
# 41	26.5	8.5

EU	MONDO (CM)	US
# 42	27	9
# 43	27.5	9.5
# 43.5	28	10
# 44	28.5	11
# 45	29	11.5
# 46	29.5	12
# 46.5	30	12.5
# 47	30.5	13
# 48	31	14
# 49	31.5	14.5
# 49.5	32	15





# WEIGHT TABLES REDLINE

## REDLINE CLASSIC K1/K2

	30-40	40-50	50-60	60-70	70-80	80-90	90-100+
207							
202							
197							
192							
187							
182							

## REDLINE CLASSIC LTD

		40-50	50-60	60-70	70-80	80-90
207						
202						
197						
192						

## REDLINE SKATE F2 AND F3

	30-45	45-60	40-55	55-70	50-65	65-80	60-75	75-90	70-85	85-100+
192										
187										
182										
177										
172										

## REDLINE SKATE LTD

				50-65	60-75	70-85
192						
187						
182						

## REDLINE DP1/DP2

				60	70	90	100
192							

## REDLINE SKIN

	40-50	50-60	60-70	70-80	80-90	90-100	100-110+
207							
202							
197							
192							
187							
182							

## REDLINE ZERO

		40-50	50-60	60-70	70-80	80-90
207						
202						
197						
192						

## REDLINE CLASSIC JUNIOR

	20-30	30-40	40-50	50-60
187				
182				
177				
172				
167				
157				
147				

## REDLINE SKATE JUNIOR

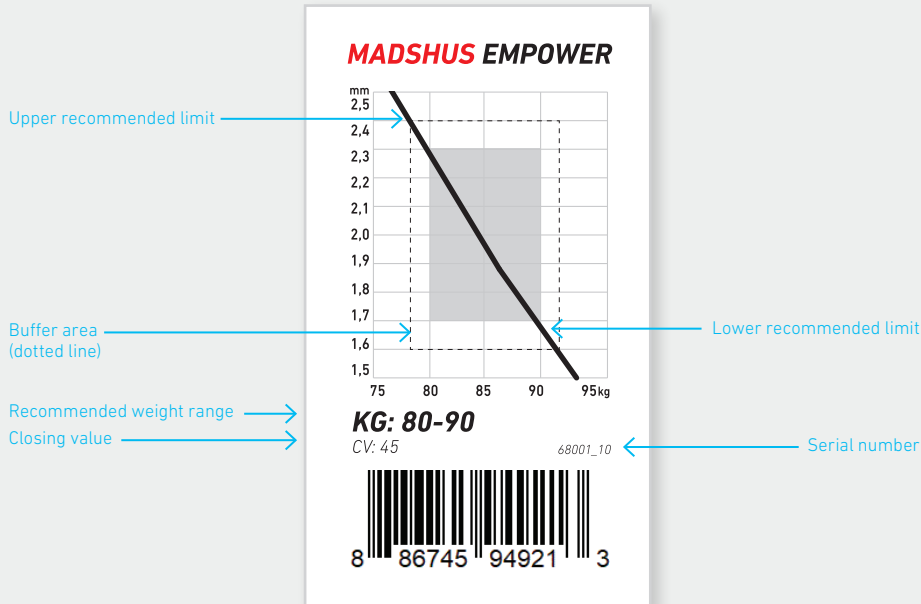
	20-30	30-40	40-50	50-60
187				
182				
177				
172				
167				
157				
147				



# MADSHUS EMPOWER SKI STICKER EXAMPLES

SKIS ARE MEASURED USING THE EMPOWER SYSTEM.

## CLASSIC/SKIN

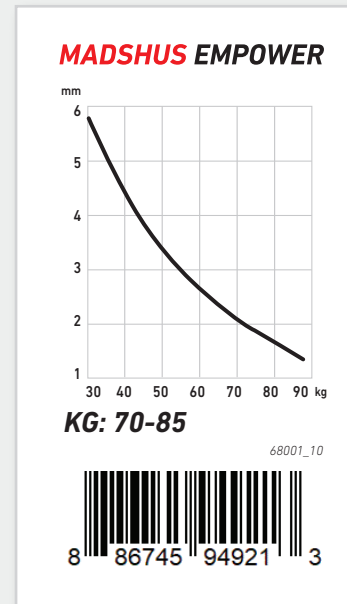


Every model of Madshus classic and skin has an upper and lower half-body-weight camber limit. These limits are used, in combination with our Empower measurement system, to find the range of body weights that we recommend for each individual pair of skis.

We take pride in every pair of skis we sell, so it is only right that we provide clear recommendations so you know that the skis underfoot will provide the intended

performance. However, these are only our recommendations, and depending on your specific needs you may desire skis outside of our suggested limits to either prioritize grip or glide, and that is ok! We understand that there are many different types of skiers with individual goals and skiing styles, so we provide the Empower sticker as a reference that will help in picking the right ski for your unique needs.

## SKATE



Skate skiing is very dynamic, and compared to classic skiing there are much greater differences in the loading forces between more and less experienced skiers.

When we begin skate skiing the skating motion is more akin to stepping from one foot to the other, rarely loading the ski much above the skier's body weight, whereas elite skiers typically push with a force of over 2,5x their body weight during competitions. It is for this reason that we do not have camber height limits which correlate to specific body weights, because it is our belief that this information would be misleading and not account for the wide variation in skiers using these skis. We still provide the dynamic response of the ski, but it requires a bit more consideration to interpret.

Skis which have more of an "L" shape will settle quicker and stiffen more as you increase the load, whereas skis which have a more linear camber height-weight curve will be more progressive and energetic in their response. Additionally, skiers who are heavier or more powerful should tend to pick skis with higher camber heights than skier who are lighter or less dynamic in the pushing phase.



# MADSHUS EMPOWER SKI MEASUREMENT DEFINITIONS

## BP = BALANCE POINT


Reference point for camber measurement. The balance point is normally the mounting point of the toe bar in the boot to the binding.

## -8cm: Load point 8cm behind the BP

Skate: Based to measure the camber curves.  
Classic: Based to measure the closing value (CV), typically to simulate the skis' response during the kicking phase.

## -14cm: Load point 14cm behind the BP

Skate: Not used  
Classic: Based to measure the wax pocket of the ski and camber heights (measure taken at BP).



## CAMBER HEIGHT AT BP

Camber heights are measured at the balance point of the ski. For skate skis the load is applied at -8cm and for classic and skin skis the load is applied at -14cm. The camber height is the distance from a flat surface up to the ski base, in mm. Camber heights are normally referred to at half body weight (HBW) and full body weight (FBW).

## WAX POCKET

The wax pocket is normally measured when applying load at -14cm. The load is 50% of the body weight of the skis. Different gauges/shims can be used to measure reference the wax pocket, especially in the front. The rear wax pocket can also be measured using the same procedure as in the front, but normally it should not be necessary to wax longer than the heel of the boot.

## CLOSING VALUE (CV)

Closing value (CV) is the load/weight that is needed to flatten the ski. The load is applied -8cm behind the balance point, and the flattening of the ski is registered directly under the load. The CV recommendations are given in specific tables for the different ski models, but the typical range is 52-70% of the body weight. However, this is only a guideline since the shape of the camber is still more important.

