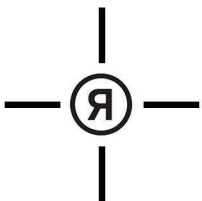


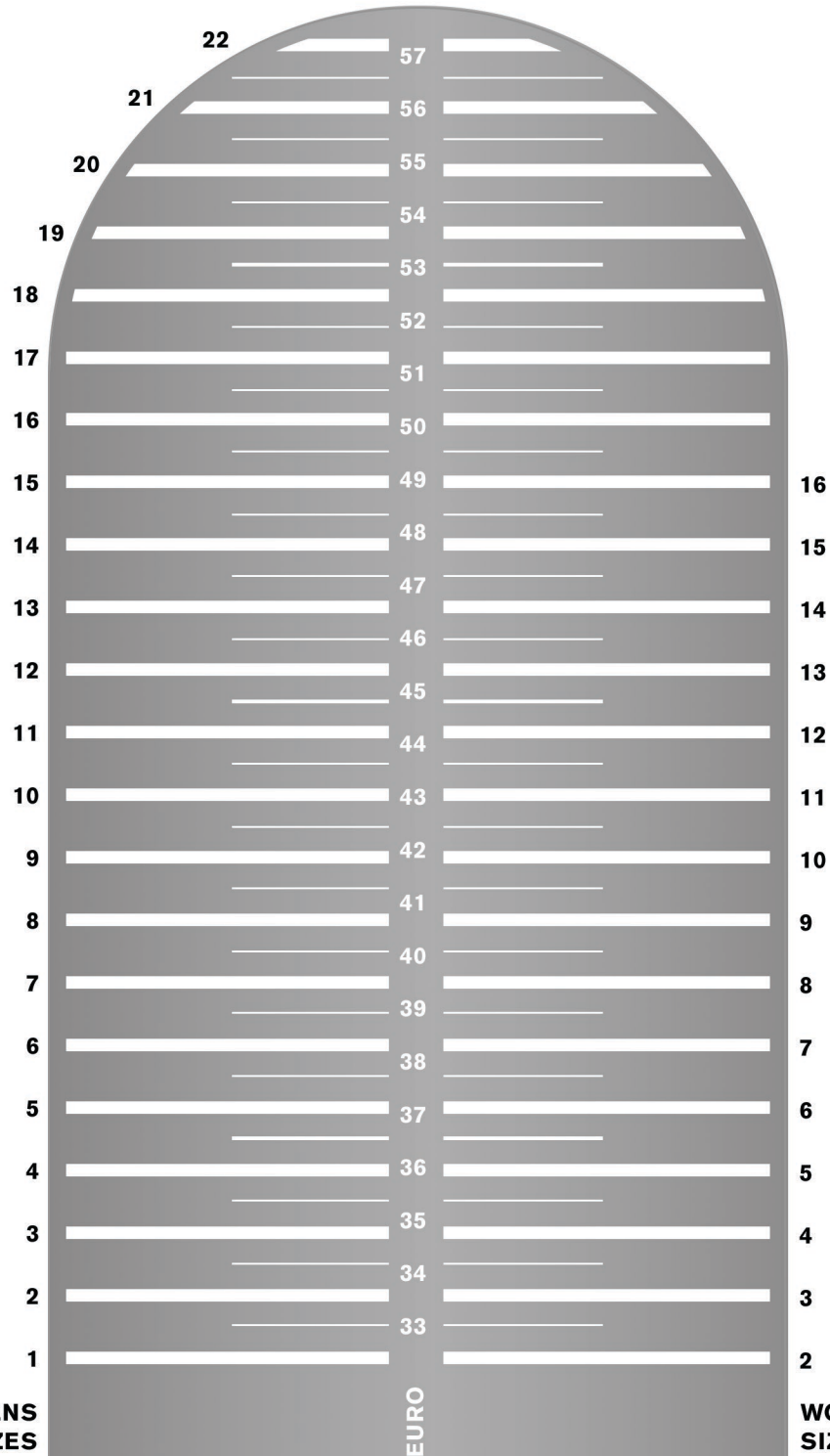


BOOT SIZING CHART

ALIGN ICONS



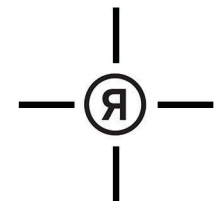
MENS SIZES



EURO SIZES

WOMENS SIZES

ALIGN ICONS



INSTRUCTIONS

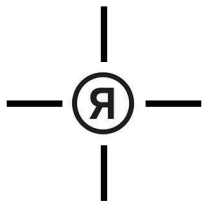
Use the **ALIGN ICONS** match the 8.5" x 11" printouts, place this page over page 2 and tape together.

NOTE: Do Not scale, print at 100%. To check, match the **PRINT ACCURACY** measurement to a inches on a ruler. Should be 1 /1.

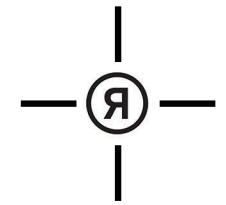
TO FIND YOUR LENGTH

Align your heel just touching the box, where indicated on the chart. Center your foot in the box. The line that touches your longest toe indicates your shoe size.

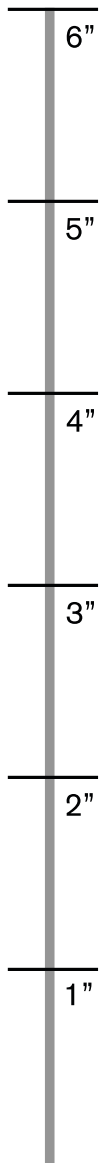
NOTE: This is an estimate of your boot size. To properly be fit, try on boots in a snowboard shop.



ALIGN ICONS



ALIGN ICONS



PRINT ACCURACY

To verify print size accuracy, please use these inch marks.



HEEL LINE

PLACE BACK OF HEEL HERE



**BOOT SIZING
CHART**