



2020/2021 SKI COLLECTION



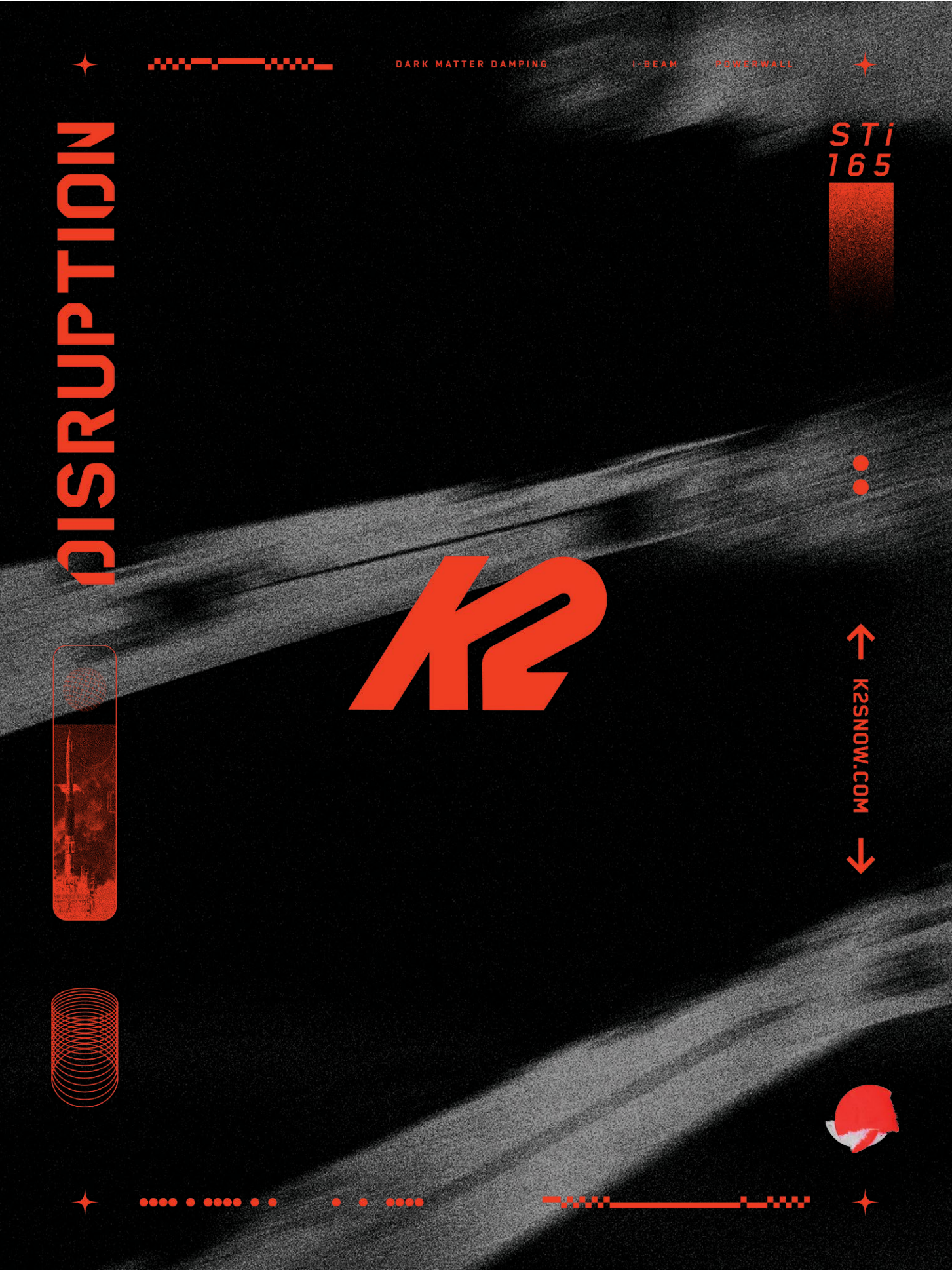
FACTORY TEAM

SEAN PETTIT - KARL FOSTVEDT - AMIE ENGERBRETSON - LEXI DUPONT - JOSS CHRISTENSEN - MCKENNA PETERSON -
MAGGIE VOISIN - COLBY STEVENSON - KAI MAHLER - ROMAN ROHRMOSER - FELIX WIEMERS - COREY SEEMAN - JOONA KANGAS
- EVALINA NILSSON - SEAN JORDAN - JOHANNE KILLI - FERDINAND DAHL - YUKI TSUBODA - HUGO BURVALL - CHRISTIAN
NUMMEDAL - ANNA SEGAL - BIRK IRVING - MARTIN VOLKEN - BIRGIT ERTL - COLLIN COLLINS - COLIN WILLI - COOPER
BATHGATE - ED DUJARDIN - FLORIAN BRUCHEZ - GARRET CAPPEL - GREG HOPE - GRIFEN MOLER - JACOB BELANGER - LUCAS
MANGOLD - SAM SCHWARTZ - SIMON HILLIS - SONDRÉ LOFTSGARDEN - TAYLOR PRATT - TY DAYBERRY - TYLER CECANTI



K2 is the original American Ski and Snowboard Brand, founded in 1962 in Washington State. It started with a shop. A garage. A barn. An island. It started with an idea. It started with belief. It started with madness and mistakes. From a garage brand to a garage brand gone global. For now and always, K2 continues to thrive with innovation, craftsmanship and commitment.



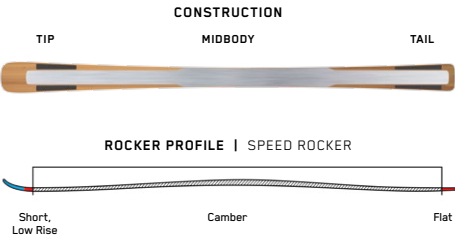


ALL NEW
DISRUPTION MTi

Sparkin’ arcs. Burning Sidewall. Whatever your flavor, we hope you like skiing fast, because the K2 Disruption MTi are primed and ready. With a longer turning radius, Titanal I-Beam, and Dark Matter Damping, the MTi feels quiet and smooth while maintaining stability throughout every turn shape and snow condition. It’s time to go fast. Like really, really fast.



KEY FEATURES
Dark Matter Damping, Ti I-Beam, Powerwall



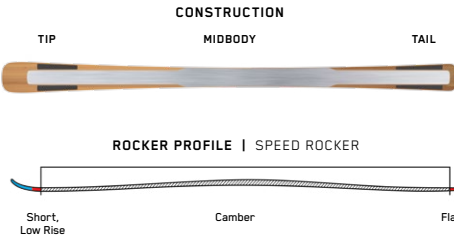
SIZES (CM):	165, 170, 175, 180
DIMENSIONS (MM):	118 - 74 - 104
ROCKER:	Speed Rocker
RADIUS (METERS):	18.1m @ 175
CORE:	Maple / Aspen
BINDINGS:	MXCELL 12 TCx Quikclik

ALL NEW
DISRUPTION STi

For precise, edge-high knifing on firm snow, look no further than the K2 Disruption STi. With a quick edge-to-edge feel and tight turning radius, these skis will dive into the turn and engage throughout. And thanks to the Titanal I-Beam and DMD -- that’s Dark Matter Damping -- the skis offer the smooth, deflection-free feel needed to run the game on firm and fast at first chair.



KEY FEATURES
Dark Matter Damping, Ti I-Beam, Powerwall



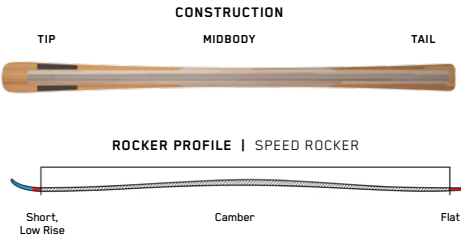
SIZES (CM):	155, 160, 165, 170
DIMENSIONS (MM):	125 - 72 - 107
ROCKER:	Speed Rocker
RADIUS (METERS):	13.6m @ 165
CORE:	Aspen Veneer
BINDINGS:	MXC 12 TCx Light Quikclik

ALL NEW
DISRUPTION SC

When it’s time to step up to more specialized piste skis, drop in on the K2 Disruption SC. With Dark Matter Damping placed over the edges and Carbon reinforcements, the SC offers the smooth edge-to-edge feel and stable ride you need to rail turns with the best of them.



KEY FEATURES
Dark Matter Damping, Carbon I-Beam, Powerwall



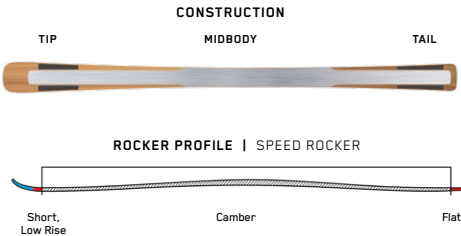
SIZES (CM):	156, 162, 168, 174
DIMENSIONS (MM):	126 - 73 - 107
ROCKER:	Speed Rocker
RADIUS (METERS):	15.2m @ 174
CORE:	Aspen Veneer
BINDINGS:	M3 11 Compact Quikclik

ALL NEW
DISRUPTION MTi ALLIANCE

Whether it’s recreational league racing or early mornings on perfect corduroy, you need a ski that can stand up to anything. Look at the Disruption MTi Alliance. Complete with Dark Matter Damping – a proprietary damping technology designed to provide a ride like you’ve never experienced before – and a Titanal I-Beam, the MTi Alliance provides



KEY FEATURES
Dark Matter Damping, Ti I-Beam, Powerwall



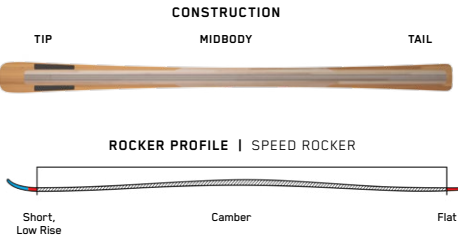
SIZES (CM):	146, 153, 160, 167
DIMENSIONS (MM):	115 - 72 - 103
ROCKER:	Speed Rocker
RADIUS (METERS):	14.7m @ 160
CORE:	Aspen Veneer
BINDINGS:	ERC 11 TCx Light Quikclik

ALL NEW
DISRUPTION SC ALLIANCE

Head for the hills and pull in like never before on the K2 Disruption SC Alliance. This freak of a ski packs a serious punch – a quick turning radius, Dark Matter Damping in the tip and tail, and carbon reinforcement – for an engaging, short-turn feel as you tear up the groomers.



KEY FEATURES
Dark Matter Damping, Carbon I-Beam, Powerwall



SIZES (CM):	146, 153, 160, 167
DIMENSIONS (MM):	127 - 74 - 109
ROCKER:	Speed Rocker
RADIUS (METERS):	12.6m @ 160
CORE:	Aspen Veneer
BINDINGS:	ER3 10 Compact Quikclik

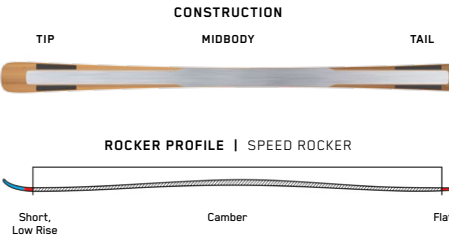


ALL NEW
DISRUPTION 82Ti

Equipped and ready to be ripped with Dark Matter Damping and the Titanal I-Beam, the K2 Disruption 82Ti is the all-mountain freak that’s set to blast. With a big shovel and versatile waist, the 82Ti can roll up on edge and spark arcs like you never thought possible.



KEY FEATURES
Dark Matter Damping, TI I-Beam, PowerWall



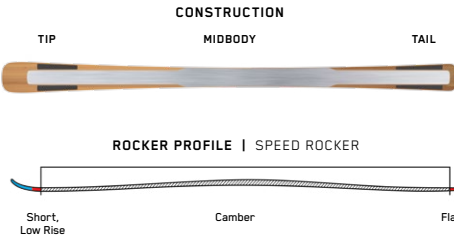
SIZES (CM):	163, 170, 177, 184
DIMENSIONS (MM):	125 - 82 - 111
ROCKER:	Speed Rocker
RADIUS (METERS):	18.4m @ 177
CORE:	Aspen Veneer
BINDINGS:	MXC 12 TCx Light Quikclik

ALL NEW
DISRUPTION 78Ti

Strung up with the revolutionary Dark Matter Damping and a Titanal I-Beam, the Disruption 78Ti can bend and arc like nothing you’ve ever experience before. So whether it’s high-speed first-chair firm or the afternoon chop, the 78Ti will change your conception of all-mountain performance.



KEY FEATURES
Dark Matter Damping, TI I-Beam, PowerWall



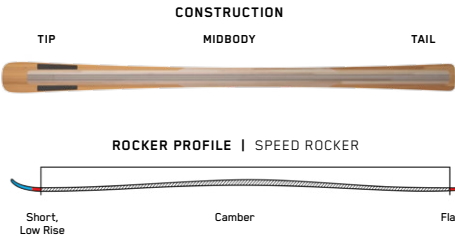
SIZES (CM):	156, 163, 170, 177,184
DIMENSIONS (MM):	123 - 78 - 109
ROCKER:	Speed Rocker
RADIUS (METERS):	17.8m @ 177
CORE:	Aspen Veneer
BINDINGS:	MXC 12 TCx Light Quikclik

ALL NEW
DISRUPTION 78C

So you’re keen to put ‘em up on edge or let ‘em run. Whatever your flavor, the Disruption 78C ready to get absolutely interplanetary. With an approachable waist-width and stacked with enough features to run those other price-point duds outta the showroom, the Disruption 78C will have ya burning sidewalls with the best of them.



KEY FEATURES
Dark Matter Damping, Carbon I-Beam, PowerWall



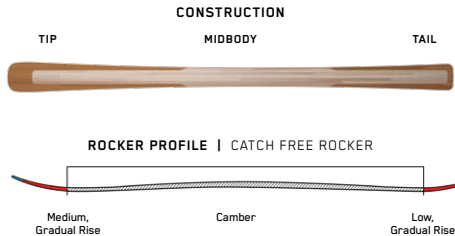
SIZES (CM):	156, 163, 170, 177
DIMENSIONS (MM):	125 - 78 - 112
ROCKER:	Speed Rocker
RADIUS (METERS):	15.6m @ 170
CORE:	Aspen Veneer
BINDINGS:	M3 11 Compact Quikclik

ALL NEW
DISRUPTION 76X

A solid ski with all the stuff you need and nothing you don’t. The Disruption 76X is your ticket to greatness when you’re ready to level up. Built with K2’s I-Beam Construction, Hybritech Sidewalls and a Catch-Free Rocker; these bad boys are your daily driver you wish you’ve always had.



KEY FEATURES
I-Beam, Hybritech Sidewall



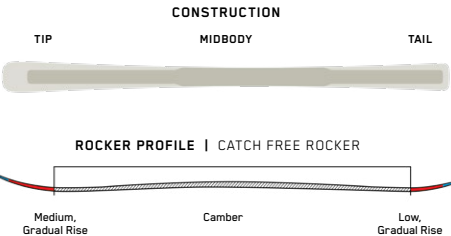
SIZES (CM):	156, 163, 170, 177
DIMENSIONS (MM):	126 - 76 - 110
ROCKER:	Catch Free Rocker
RADIUS (METERS):	15.6m @ 170
CORE:	Aspen Light
BINDINGS:	M3 10 Compact Quikclik

ALL NEW
DISRUPTION 76

When your ready to step beyond the rental queues and primed to get after it on your very own pair of skis, scoop up a pair of the Disruption 76. These smooth, versatile all-mountain whips have all the tech you need to step beyond the bunny hill.



KEY FEATURES
I-Beam, Hybritech Sidewall



SIZES (CM):	149, 156, 163, 170, 177
DIMENSIONS (MM):	126 - 76 - 110
ROCKER:	Catch Free Rocker
RADIUS (METERS):	14.4m @ 170
CORE:	Composite
BINDINGS:	M2 10, M2 10 Quikclik, Flat

DISRUPTION 82Ti

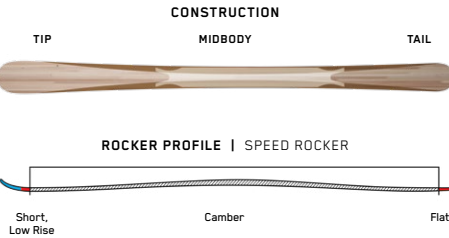
ANTHEM 82

With Stance Forward Geometry, Correct Flex Inserts, and the performance-driven Speed Rocker, the K2 Anthem 82 Skis are the all-mountain chargers for the adventurous skier. If you're a free-wheelin', all-mountain charger looking for a ski to tackle the morning ice and afternoon slush, this nimble, quick turning ski will offer the stability you'll need.



KEY FEATURES

Bio-Konic Carbon, Shock Shield, Correct Flex



SIZES (CM):	146, 153, 160, 167
DIMENSIONS (MM):	129 - 82 - 111
ROCKER:	Speed Rocker
RADIUS (METERS):	14.0m @ 160
CORE:	Fir / Aspen Bio-Konic
BINDINGS:	ERC 11 TCx Light Quikclik

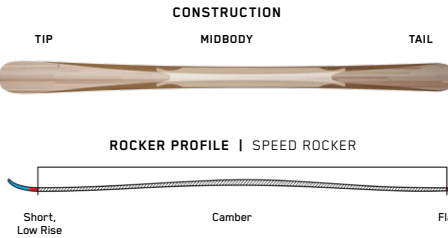
ANTHEM 80

Inspired and tested by the K2 Alliance, the K2 Anthem 80 Skis offer the stability and nimble feel for all conditions and corners of the mountain. Forged out of the lively Aspen/Fir Core and reinforced by Bio Konic Carbon™, the Anthem 80 turns with intuitive precision and ultimate finesse.



KEY FEATURES

Bio-Konic Carbon, Correct Flex



SIZES (CM):	146, 153, 160, 167
DIMENSIONS (MM):	125 - 80 - 107
ROCKER:	Speed Rocker
RADIUS (METERS):	15.0m @ 160
CORE:	Fir / Aspen Bio-Konic
BINDINGS:	ERC 11 TCx Light Quikclik

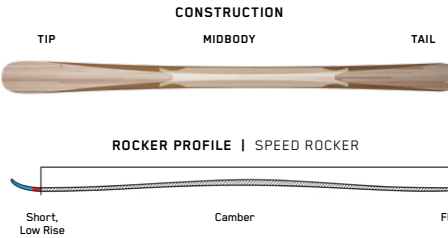
ANTHEM 78

Quick to transition and featuring the K2 Alliance approved Bio Konic™ Carbon configuration, the K2 Anthem 78 Skis offer a perfect balance between top end speed performance and easy-styling skiing. Pair all of that with Stance Forward™ Technology and a Correct Flex™ Insert, and you'll be primed and ready to tackle it all.



KEY FEATURES

Bio-Konic Carbon, Correct Flex



SIZES (CM):	146, 153, 160, 167
DIMENSIONS (MM):	125 - 78 - 107
ROCKER:	Speed Rocker
RADIUS (METERS):	14.0m @ 160
CORE:	Fir / Aspen Bio-Konic
BINDINGS:	ER3 10 Compact Quikclik

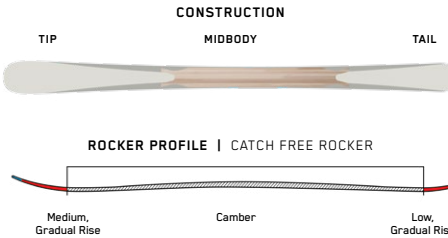
ANTHEM 76X

Featuring K2's BioKonic™ Core and a Correct Flex™ Insert, the Anthem 76X Skis are all-mountain skis meant to take you there. Where might that be? To the steep groomers at the top of the mountain all the way down through the afternoon crud and back again. And thanks to the Catch-Free Rocker profile, the Anthem 76X will keep you cruising and stable when things get dicey.



KEY FEATURES

Bio-Konic Carbon, Correct Flex



SIZES (CM):	142, 149, 156, 163
DIMENSIONS (MM):	122 - 76 - 103
ROCKER:	Catch Free Rocker
RADIUS (METERS):	14.0m @ 156
CORE:	Aspen Lite Bio-Konic
BINDINGS:	ER3 10 Compact Quikclik

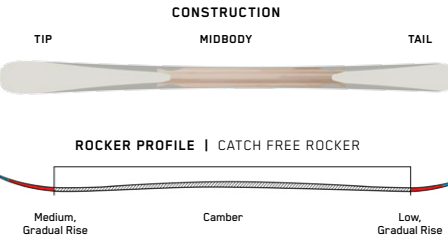
ANTHEM 76

Quick, nimble, and stable for any condition, the K2 Anthem 76 Skis offer the developing skier the opportunity to move beyond the lower mountain. With the approachable, intuitive shape – complimented by K2's Catch Free rocker shape – the Anthem 75 is your go-to ski for any and all mountain experiences.



KEY FEATURES

Bio-Konic Technology, Correct Flex



SIZES (CM):	142, 149, 156, 163
DIMENSIONS (MM):	122 - 76 - 103
ROCKER:	Catch Free Rocker
RADIUS (METERS):	14.0m @ 156
CORE:	Aspen Lite Bio-Konic
BINDINGS:	ERP 10 Quikclik

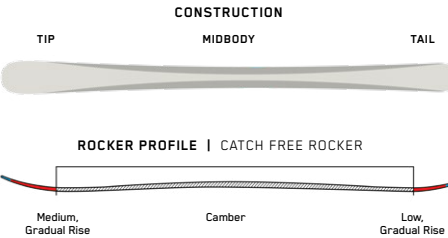
ANTHEM 75

With an easy turn shape, massive sweet spot and the Stance Forward™ Technology, the Anthem 75 Skis provide a stable platform on the road to all-mountain skills that push beyond the bunny-hill.



KEY FEATURES

Bio-Konic Technology



SIZES (CM):	142, 149, 156, 163
DIMENSIONS (MM):	115 - 75 - 106
ROCKER:	Catch Free Rocker
RADIUS (METERS):	12.5m @ 156
CORE:	Composite Konic
BINDINGS:	ERP 10, ERP 10 Quikclik, Flat

RECKONER





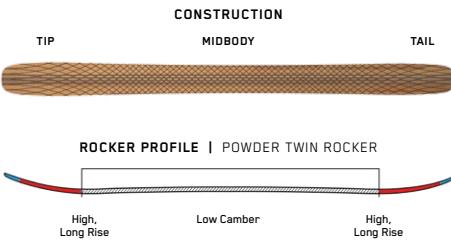
RECKONER 122

ALL NEW
RECKONER 122

We needed a big-mountain slayer that can bounce switch and crush pillows. A ski that charges through pow but still can play. So we built the K2 Reckoner 122. With a directional twin shape reinforced by Spectral Braiding, this ski bucks all convention. Creatures in the deep are lurking out there; take the plunge..



KEY FEATURES
Spectral Braid, Carbon Boost, TwinTech Sidewalls



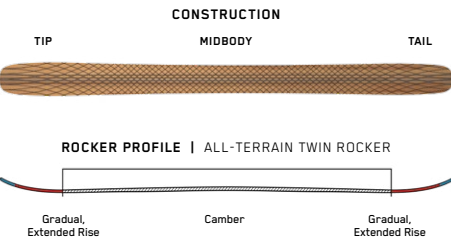
SIZES (CM):	177, 184, 191
DIMENSIONS (MM):	144 - 122 - 136
ROCKER:	Powder Twin Rocker
RADIUS (METERS):	23.7m @ 184
CORE:	Fir / Aspen Double Barrel

ALL NEW
RECKONER 112

You know that ski you want for every occasion? The ski that jumps, slarves, slashes and cuts. The ski that can bounce pillows to the ground floor, hit jumps late into the afternoon sun, and snipe transitions when the pow has been tracked. The Reckoner 112.



KEY FEATURES
Spectral Braid, Carbon Boost, TwinTech Sidewalls



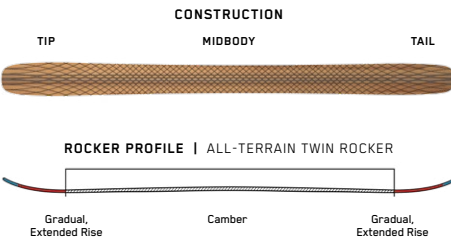
SIZES (CM):	177, 184, 191
DIMENSIONS (MM):	136 - 112 - 127
ROCKER:	All-Terrain Twin Rocker
RADIUS (METERS):	22.9m @ 184
CORE:	Fir / Aspen Double Barrel

ALL NEW
RECKONER 102

From deep pow to the park and everywhere in between, the Reckoner 102 heeds the call. So whether your whipping cork trees off of cattracks or pivoting through tight east coast trees, the Reckoner 102 will treat you right. Mash, bash, and float. Jump, bounce, and charge. It's the ski you need. Like, actually need.



KEY FEATURES
Spectral Braid, Carbon Boost, TwinTech Sidewalls



SIZES (CM):	163, 170, 177, 184
DIMENSIONS (MM):	134 - 102 - 127
ROCKER:	All-Terrain Twin Rocker
RADIUS (METERS):	19.3m @ 184
CORE:	Fir / Aspen Double Barrel

MINDBENDER



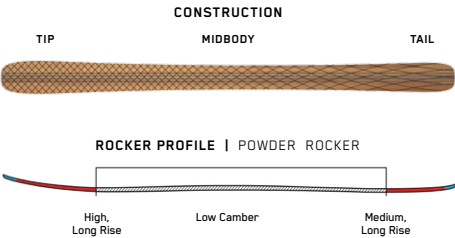
MINDBENDER 116C

You’ve seen ‘em here, there and everywhere. The K2 Mindbender 116C is the powder ski meant to charge it all and come back swinging. Strung up with Spectral Braid, this surprisingly lightweight deep powder ski can run with the best of ‘em. We’ve put in the work to produce the ultimate big-mountain powder ski that won’t bog down on the harder stuff.



KEY FEATURES

Spectral Braid, Carbon Boost, Slantwall



SIZES (CM):	179, 186, 193
DIMENSIONS (MM):	143 - 116 - 133
ROCKER:	Powder Rocker
RADIUS (METERS):	22.9m @ 186
CORE:	Maple / Paulownia

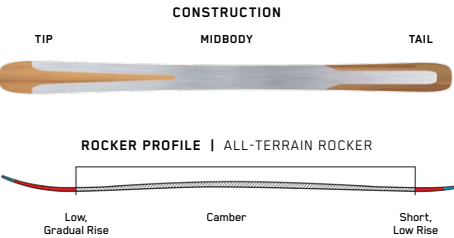
MINDBENDER 108Ti

String ‘em up and slap ‘em down. The Midnbender 108Ti are meant to run. Utilizing K2’s Proprietary Titanal Y-Beam™, this freak of a ski is meant to do one thing: mash. From deep pow to the chalky steeps, this beast is the big mountain charger you’ve been waiting for. Toss in a longer turn radius and even flex, and you’ll be wondering why it took you so long to hop on board.



KEY FEATURES

Ti Y-Beam, Powerwall



SIZES (CM):	172, 179, 186, 193
DIMENSIONS (MM):	136 - 108 - 125
ROCKER:	All-Terrain Rocker
RADIUS (METERS):	22.9m @ 186
CORE:	Fir / Aspen

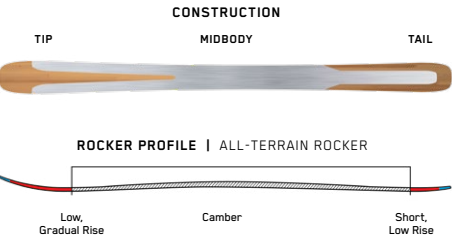
MINDBENDER 99Ti

Quick edge-to-edge? Check. Absurd float in pow? Oh you bet. You might be surprised to hear that the Mindbender 99Ti only clocks in at 99 underfoot – it definitely hits above it’s weight. Toss in that Y-Beam and you’ll be wondering where the speed limit on this thing really is. West Coast, East Coast – it doesn’t matter. It’s the kind of ski you drop in the back of your car, and take with you wherever you go.



KEY FEATURES

Ti Y-Beam, Powerwall



SIZES (CM):	170, 177, 184, 191
DIMENSIONS (MM):	138 - 99 - 123
ROCKER:	All-Terrain Rocker
RADIUS (METERS):	18.5m @ 184
CORE:	Maple / Aspen

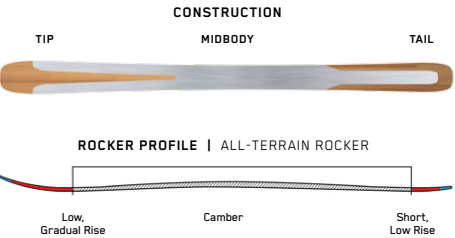
MINDBENDER 90Ti

Not every day is hero pow and waist-deep trenchtown. But when that high pressure sets in, you still gotta put ‘em down and rip. So take on the hardpack, the blown out sastrugi – yeah that’s a word – and churn and burn no matter what’s in front of you on the Mindbender 90Ti skis. Make that hardpack fun again.



KEY FEATURES

Ti Y-Beam, Powerwall



SIZES (CM):	163, 170, 177, 184
DIMENSIONS (MM):	127 - 90 - 114
ROCKER:	All-Terrain Rocker
RADIUS (METERS):	17.9m @ 177
CORE:	Maple / Aspen

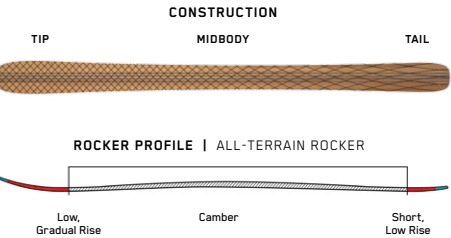
MINDBENDER 90C

Harnessing the same Spectral Braid featured in some of the wider bretheren, the Mindbender 90C offers the same torsional rigidity with a lighter energized vibe. Snappy, quick, and ready to rip, the Mindbender 90C Skis are your go-to.



KEY FEATURES

Spectral Braid, Carbon Boost, Slantwall



SIZES (CM):	156, 163, 170, 177
DIMENSIONS (MM):	127 - 90 - 113
ROCKER:	All-Terrain Rocker
RADIUS (METERS):	17.5m @ 177
CORE:	Aspen Veneer

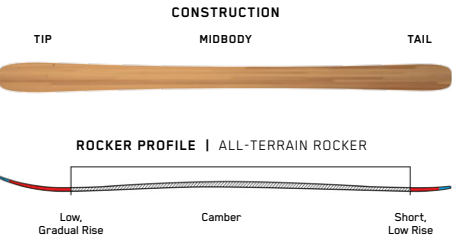
MINDBENDER 85

This is where it begins: The K2 Mindbender 85. For those with big mountain dreams but don’t have the experience to get there yet. Easy, intuitive, but stable enough to encourage that next step, the Mindbender 85 is the ticket to brain expansion.



KEY FEATURES

Slantwall



SIZES (CM):	156, 163, 170, 177
DIMENSIONS (MM):	130 - 85 - 113
ROCKER:	All-Terrain Rocker
RADIUS (METERS):	13.5m @ 170
CORE:	Aspen Veneer

MINDBENDER ALLIANCE



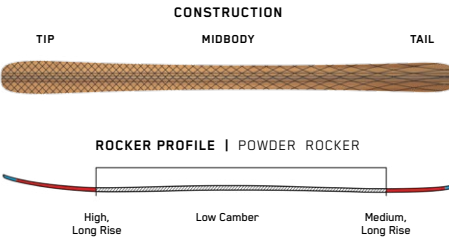
MINDBENDER 115C ALLIANCE

We turned to the K2 Women's Alliance for guidance, and the one thing we heard was simple: "we need a true fat ski." So we heeded the call – and had a blast doing it. Taking a lightweight Aspen Veneer Core™ and tossing in Spectral Braid™, the 115C is a lightweight big mountain crusher with a never-diving tip. This thing takes to the pillows, the deep pow – and even the hardpack – and looks darn good doing it.



KEY FEATURES

Spectral Braid, Carbon Boost, Slantwall



SIZES (CM):	165, 172, 179
DIMENSIONS (MM):	140 - 115 - 129
ROCKER:	Powder Rocker
RADIUS (METERS):	20.4m @ 172
CORE:	Maple / Paulownia

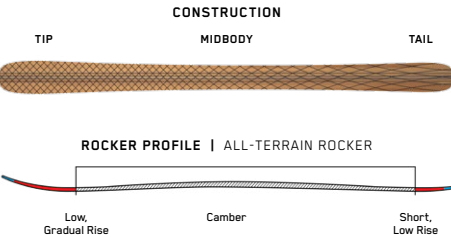
MINDBENDER 106C ALLIANCE

Everyone needs a go-to. For the demanding skier, the K2 Mindbender 106C offers that and more, no doubt. Featuring a quick edge-to-edge feel thanks to the Aspen Veneer Core™ and Spectral Braid™, the 106 offers a nimble feel in the variable snow. But when things get deep, lean in and hold on tight; you'll be in for a sweet ride.



KEY FEATURES

Spectral Braid, Carbon Boost, Slantwall



SIZES (CM):	159, 167, 175
DIMENSIONS (MM):	139 - 106 - 124
ROCKER:	All-Terrain Rocker
RADIUS (METERS):	15.0m @ 167
CORE:	Aspen Veneer

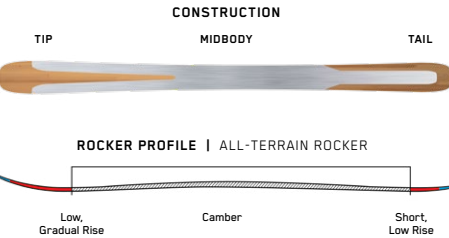
MINDBENDER 98Ti ALLIANCE

Every day. We're not joking. Every. Dang. Day. That's when you'll want to ride the Mindbender 98Ti Alliance. Damp in chop but energized at the top of the turn, the Mindbender 98Ti will change your opinion of sub-100 freeride skis. Take it in the pow, put it in the slush – whatever, whenever. The 98Ti Alliance is the only ski you need. Full Stop.



KEY FEATURES

Ti Y-Beam, Powerwall, Correct Flex



SIZES (CM):	154, 161, 168, 175
DIMENSIONS (MM):	134 - 98 - 120
ROCKER:	All-Terrain Rocker
RADIUS (METERS):	15.6m @ 168
CORE:	Aspen Veneer

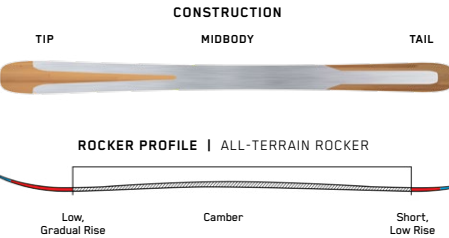
MINDBENDER 88Ti ALLIANCE

Yeah, yeah, another skinny-waisted freeride ski. But after that first turn, you'll realize this isn't something you've ridden before. Nimble where you need it, but damp when things get rowdy, the Mindbender 88Ti Alliance offers the precision and grip you've been searching for in that everyday skiing experience. Wrap it up with a stable Titanal Y-Beam™ and we dare you to try to find the top end.



KEY FEATURES

Ti Y-Beam, Powerwall, Correct Flex



SIZES (CM):	149, 156, 163, 170
DIMENSIONS (MM):	125 - 88 - 112
ROCKER:	All-Terrain Rocker
RADIUS (METERS):	14.7m @ 163
CORE:	Aspen Veneer

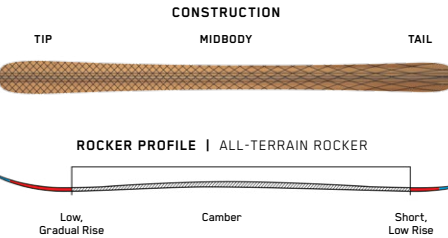
MINDBENDER 90C ALLIANCE

When you need something that's easy to bend but stands up to full-on charging, the K2 Mindbender 90C Alliance is the only option. String it up for your first freeride whip or push off confidently into the bumps. These energized skis harness the Spectral Braid™ in a lightweight package to keep you goin' lap after lap.



KEY FEATURES

Spectral Braid, Carbon Boost, Slantwall



SIZES (CM):	149, 156, 163, 170
DIMENSIONS (MM):	127 - 90 - 113
ROCKER:	All-Terrain Rocker
RADIUS (METERS):	14.5m @ 163
CORE:	Aspen Veneer

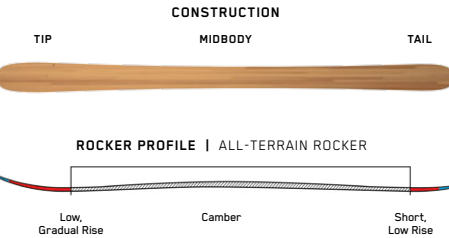
MINDBENDER 85 ALLIANCE

Step into a realm of new possibilities. Open up your conception of what you can do on skis with the new Mindbender 85. For your first forays beyond the groomed runs and expanding your mountain ambitions, drop in with the Mindbender 85 Alliance Skis.



KEY FEATURES

Slantwall



SIZES (CM):	149, 156, 163, 170
DIMENSIONS (MM):	130 - 85 - 113
ROCKER:	All-Terrain Rocker
RADIUS (METERS):	12.1m @ 163
CORE:	Aspen Veneer

TOURING



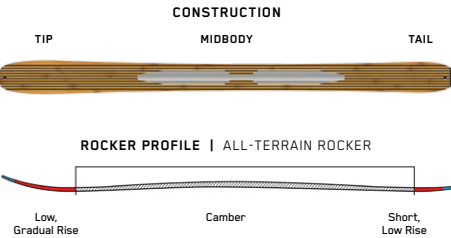
WAYBACK 106

With a powder-focused shape, the Wayback 106 skis are the definitive powder-touring skis. Featherweight design with an unmatched feature set – we put titanal in our touring skis – the Wayback 106 is the freeride touring ski you need for those deep days of human-powered powder plundering. Enjoy the way back down; it’s why we’re all out there anyway.



KEY FEATURES

Ti SpYne, Carbon Overdrive, Snophobic



SIZES (CM):	172, 179, 186
DIMENSIONS (MM):	136 - 106 - 124
ROCKER:	All-Terrain Rocker
WEIGHT (GRAMS) / RADIUS (METERS):	1552 g / 22.0m @ 186
CORE:	Paulownia Tour Lite

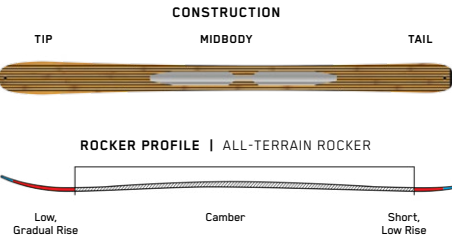
WAYBACK 96

Strapped up with T3 Technology – that’s metal-laden construction – the K2 Wayback 96 skis offer uncompromised downhill capabilities in a featherweight package. Whether you’re pioneering FKT’s or just pushing out for a quick dawn patrol, the Wayback 96 offers the best strength-to-weight ratio in the market. Everyone needs an alpine tool that you can rely on; and the Wayback 96 defines that.



KEY FEATURES

Ti SpYne, Carbon Overdrive, Snophobic



SIZES (CM):	170, 177, 184
DIMENSIONS (MM):	128 - 96 - 115
ROCKER:	All-Terrain Rocker
WEIGHT (GRAMS) / RADIUS (METERS):	1397 g / 22.0m @ 177
CORE:	Paulownia Tour Lite

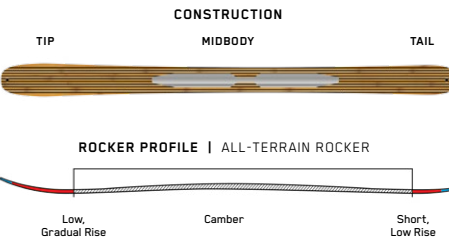
WAYBACK 88

The legendary ski continues its category domination. Find out why the K2 Wayback 88 Skis are the definitive touring ski on the market. Skip up the skin track and crush it on the way down. Flip your opinion on featherweight touring skis – these titanal reinforced freaks will save your legs on the way up and push through the blown up snow on the way down. Because downhill performance matters.



KEY FEATURES

Ti SpYne, Carbon Overdrive, Snophobic



SIZES (CM):	160, 167, 174, 181
DIMENSIONS (MM):	121 - 88 - 109
ROCKER:	All-Terrain Rocker
WEIGHT (GRAMS) / RADIUS (METERS):	1270 g / 20.0m @ 174
CORE:	Paulownia Tour Lite

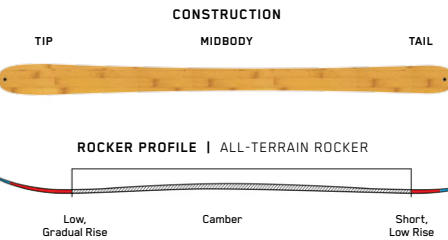
WAYBACK 84

With a Snophobic™ Topsheet, and a ultra-light Paulownia Tour Lite Core, the Wayback 84 is the lightweight ski that won't break the bank. So whether you're running fitness laps at the resort, or pushing out on your first overnight, mount up the Wayback 84 and experience the mountains with a new perspective.



KEY FEATURES

Snophobic



SIZES (CM):	160, 167, 174
DIMENSIONS (MM):	118 - 84 - 106
ROCKER:	All-Terrain Rocker
WEIGHT (GRAMS) / RADIUS (METERS):	1287 g / 20.0m @ 174
CORE:	Paulownia Tour Lite

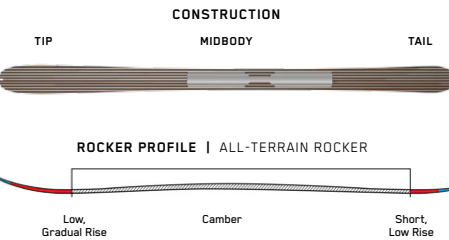
WAYBACK 80

Featuring a hybrid Balsa/Paulownia core and integrated race-notches in the tip, the K2 Wayback 80 is meant to get you uphill fast. If blistering traverses, Ski-Mo races, and fitness sprinting sound like your idea of a good time, you found your dream ski.



KEY FEATURES

Ti SpYnet, Carbon Overdrive, Snophobic



SIZES (CM):	163, 170, 177
DIMENSIONS (MM):	113 - 80 - 100
ROCKER:	All-Terrain Rocker
WEIGHT (GRAMS) / RADIUS (METERS):	968 g / 20.0m @ 170
CORE:	Balsa / Paulownia Tour Ultra Lite

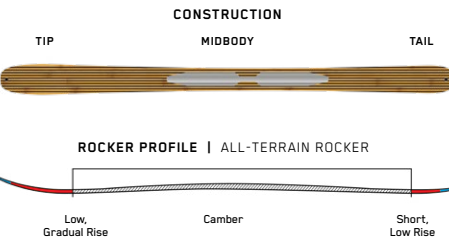
TALKBACK 96

Alpine feel in a featherweight package, the K2 Talkback 96 cuts the perfect balance between uphill and downhill performance. Snag the women's specific Touring Ski reinforced by T3 Technology – which denotes strategic metal placement for added downhill performance – and rule the skin track and crush it on the way down.



KEY FEATURES

Ti SpYne, Carbon Overdrive, Snophobic



SIZES (CM):	156, 163, 170
DIMENSIONS (MM):	128 - 96 - 115
ROCKER:	All-Terrain Rocker
WEIGHT (GRAMS) / RADIUS (METERS):	1254 g / 18.0m @ 163
CORE:	Paulownia Tour Lite

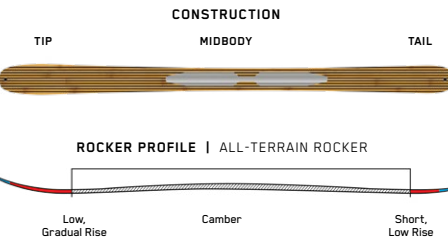
TALKBACK 88

The tried-and-true flagship model of K2's touring collection, the K2 Talkback 88 is the perfect backcountry ski. With an 88mm waist, Carbon reinforcement and strategic metal placement underfoot, the Talkback 88 offers the lightweight maneuverability for big alpine ascents, but remains stout enough for the even the most variable descents. Tackle the pow, rule the wind-buff, and take that third lap. Go on; find your own path.



KEY FEATURES

Ti SpYne, Carbon Overdrive, Snophobic



SIZES (CM):	153, 160, 167
DIMENSIONS (MM):	121 - 88 - 109
ROCKER:	All-Terrain Rocker
WEIGHT (GRAMS) / RADIUS (METERS):	1154 g / 16.0m @ 160
CORE:	Paulownia Tour Lite

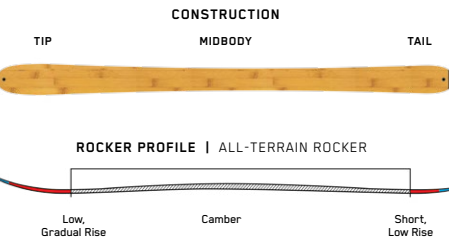
TALKBACK 84

Take a lightweight Paulownia Core and a Snophobic™ topsheet and pair it with a intuitive shape and ultra-versatile waist-width – that's the Talkback 84. Whether your piecing together your first touring setup or setting out on an exploratory mission, pull out the Talkback 84 and cut your own path.



KEY FEATURES

Snophobic



SIZES (CM):	153, 160, 167
DIMENSIONS (MM):	118 - 84 - 106
ROCKER:	All-Terrain Rocker
WEIGHT (GRAMS) / RADIUS (METERS):	1176 g / 16.0m @ 160
CORE:	Paulownia Tour Lite

FACTORY TEAM



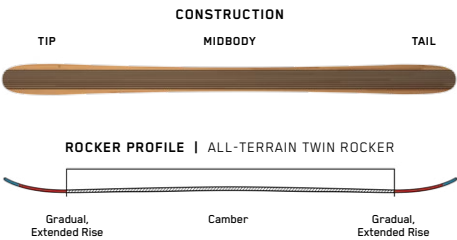
POACHER

It's a staple in the parks and beyond – this twin-tipped freak is strapped to the feet of Olympic Gold Medalists and the gnarliest street skiers alike. With a stout flex and Carbon Boost Braid, these greasy whips mean business. So whether you're looking to send cat-track airs or step up to heady street spots, the Poacher offers the platform you need to push your limits with confidence.



KEY FEATURES

Carbon Boost Braid, TwinTech Sidewalls



SIZES (CM):	163, 170, 177, 184
DIMENSIONS (MM):	124 - 96 - 118
ROCKER:	All-Terrain Twin Rocker
RADIUS (METERS):	19.0m @ 184
CORE:	Fir / Aspen Double Barrel

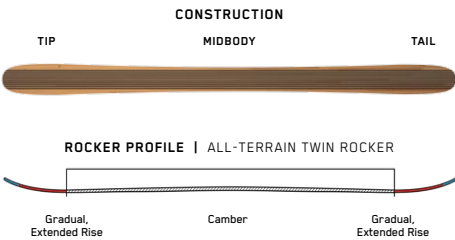
SIGHT

You've probably seen these skis on the feet of Birk Irving, or maybe it's just that local killer sending the jumpline deeper than everyone else. Whether your days on the hill involve hiking down rails or dropping into the pipe, the freestyle-specific Sight – with its narrow waist and snappy feel – will leave you itching for just one more lap.



KEY FEATURES

Carbon Boost Braid, TwinTech Sidewalls



SIZES (CM):	149, 159, 169, 179
DIMENSIONS (MM):	116 - 88 - 110
ROCKER:	All-Terrain Twin Rocker
RADIUS (METERS):	19.5m @ 179
CORE:	Aspen

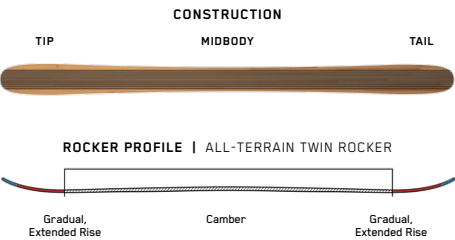
PRESS

Solid, stable, and durable, the K2 Press offers the progressive platform for young skiers looking to hone their skills. Charged by a Carbon Boost Braid and a responsive Aspen core, the press urges to be pushed. Learn those blind fours and perfect your cork 7s.



KEY FEATURES

Carbon Boost Braid, Duracap Construction



SIZES (CM):	139, 149, 159, 169
DIMENSIONS (MM):	111 - 86 - 106
ROCKER:	All-Terrain Twin Rocker
RADIUS (METERS):	19.0m @ 169
CORE:	Aspen

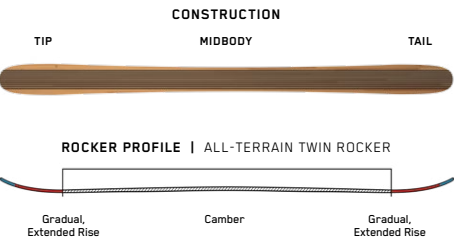
MISSCONDUCT

You've seen both Johanne Killi and Maggie Voisin ski these dream whips to the podium of skiing's biggest stages. And these aren't some dialed back slouches; the K2 Missconduct is the ultimate park ski for the dedicated skier. Do it if you're bad.



KEY FEATURES

Carbon Boost Braid, Twintech Sidewalls



SIZES (CM):	149, 159, 169
DIMENSIONS (MM):	116 - 88 - 110
ROCKER:	All-Terrain Twin Rocker
RADIUS (METERS):	17.0m @ 169
CORE:	Aspen

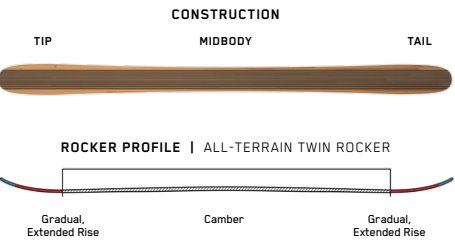
EMPRESS

With a snappy, quick, Aspen Core and Duracap construction, the K2 Empress ski provides the bare-bones freestyle performance that any skier would need to take their park skiing to new levels without breaking the bank.



KEY FEATURES

Carbon Boost Braid, Duracap Construction



SIZES (CM):	139, 149, 159, 169
DIMENSIONS (MM):	111 - 86 - 106
ROCKER:	All-Terrain Twin Rocker
RADIUS (METERS):	16.0m @ 159
CORE:	Aspen

POACHER
IN COLLABORATION WITH 'HIGH FIVES'
NON-PROFIT ORGANIZATION.

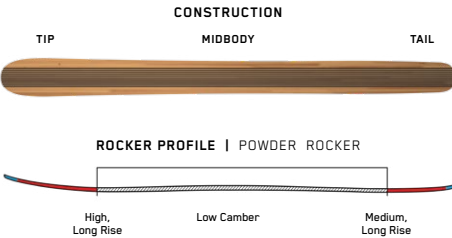
PON200N

The Legacy of Shane McConkey is absolute. While his antics live on in our memory, his impact on ski design is ever-present. And to honor the legend, the K2 Pon2oon Remains resolutely in K2's Product line. Featuring Carbon Boost Braid, and the aggressive taper angle that keeps the skis afloat, the Pon2oon won't ever sink. Thank You Shane. For your humor, for your wisdom – for everything.



KEY FEATURES

McConkey Design, Carbon Boost Braid, Duracap Construction, Tapered Tip/Tail



SIZES (CM):	159, 169, 179, 189
DIMENSIONS (MM):	157 - 132 - 112
ROCKER:	Powder Rocker
RADIUS (METERS):	30.0m @ 189
CORE:	Fir / Aspen

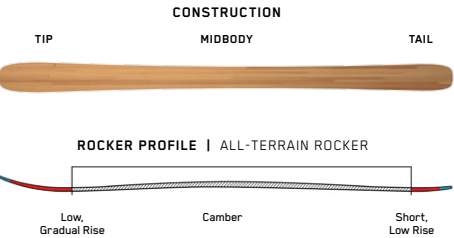
244

Stout, stiff, and built for the bumps. Look, Johnny Moseley won the Olympic Gold in '98 on a pair of K2s. Yeah, they aren't the same skis, but holy moly can these things bash with the best of 'em. Focus close and nail those airs. These colors don't run and the 244 is the American Bump Ski for all skinny ski endeavors.



KEY FEATURES

Duracap Construction, Triaxial Braided



SIZES (CM):	153, 163, 173
DIMENSIONS (MM):	97 - 66 - 82
ROCKER:	Full Camber
RADIUS (METERS):	26m @ 173cm
CORE:	Fir / Aspen

FATTY

Look man, if you're here, you already know what's good. These freaks mean business. They're 88 centimeters of pure shred potential. Park Tricks? You bet. Hard Charging big mountain? 100%. Get it figured, ya nerds – if you don't have Fatty's, you're missing out. People will call ya a kook, but they're flat out wrong. Channel your inner Saucer Boy, because it's time to party.



KEY FEATURES

Duracap Construction



SIZES (CM):	88
DIMENSIONS (MM):	112 - 85 - 99
ROCKER:	Fatty Rocker
RADIUS (METERS):	Fast
CORE:	Composite

ALL NEW

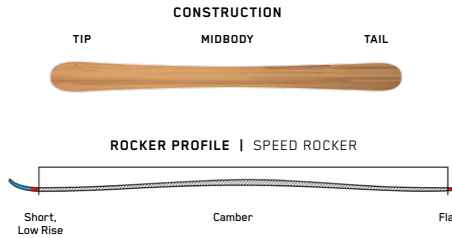
DISRUPTION JR

Made for the little kids that rip. For those on the race course or chasing behind you on the early morning groomer missions, the Disruption JR is the ski you're micro-ripper will want – no, need. Slap 'em down and let 'em run.



KEY FEATURES

Full Wood Core, Triaxial Braid



SIZES (CM):	134, 144, 154
DIMENSIONS (MM):	104 - 68 - 88
ROCKER:	Speed Rocker
RADIUS (METERS):	16.0m @ 144
CORE:	Aspen
BINDINGS:	FDT Jr. 7.0

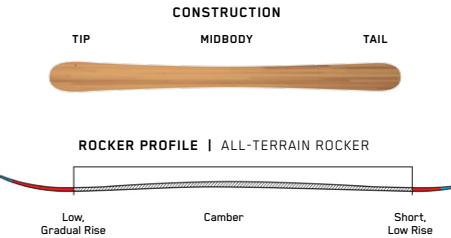
MINDBENDER TEAM

You've got a young gun that sends cliffs bigger than you do. Maybe they're into slaying deep pow, and have been eyeing that straightline all season. For big-mountain dreams, they'll need a ski that can hang. Enter the K2 Mindbender Team strapped up with the same design ethos of the award-winning Mindbender Collection and a versatile 98mm waist, the Mindbender Team is built to blast.



KEY FEATURES

Slantwall



SIZES (CM):	145, 155, 165
DIMENSIONS (MM):	127 - 98 - 116
ROCKER:	All-Terrain Rocker
RADIUS (METERS):	14.0m @ 155
CORE:	Aspen Veneer

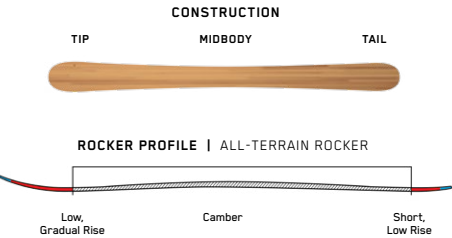
MINDBENDER JR

For the little grom with big mountain dreams, snag the Mindbender Junior. With a full wood core, quick edge-to-edge feel, and the same look as the award-winning Mindbender Collection, these skis mean business. So for the aspiring young buck looking to step into the big mountain arena, The Mindbender Junior provides the basis for freeride domination.



KEY FEATURES

Full Wood Core, Hybritech Sidewall



SIZES (CM):	119, 129, 139, 149
DIMENSIONS (MM):	110 - 84 - 98
ROCKER:	All-Terrain Rocker
RADIUS (METERS):	12.0m @ 139
CORE:	Aspen
BINDINGS:	FDT Jr 4.5 (119, 129) FDT Jr 7.0 (129, 139, 149)

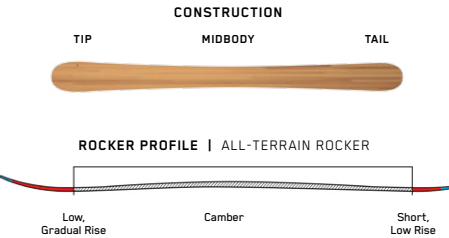
POACHER JR

With the same vibe and look as the full-sized version, the Poacher Junior offers the same stance and feel for those vertically challenged rippers with Dew Tour Dreams. And thanks to the Aspen Core and durable cap construction, these skis will last long enough to get him there.



KEY FEATURES

Full Wood Core, Full Height Twin Tip



SIZES (CM):	109, 119, 129, 139, 149
DIMENSIONS (MM):	102 - 75 - 96
ROCKER:	All Terrain Rocker
RADIUS (METERS):	10.0m @ 129
CORE:	Aspen
BINDINGS:	FDT Jr 4.5 (109,119, 129) FDT Jr 7.0 (129, 139, 149)

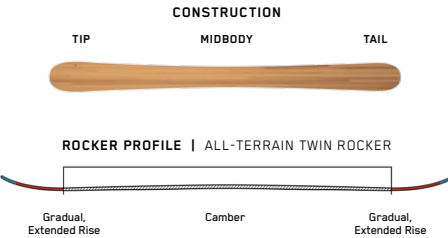
DREAMWEAVER

Your little one hits every single side hit and jump in sight. She might even look up to the older girls ripping park laps and putting the boys to shame. If you're little one is desperate to learn 180s, slash sidehits, and jib around, snag her a pair of the K2 Dreamweaver Skis. With a durable cap construction and full wood core, she'll be able to develop the skills to be in podium contention sooner than you might think.



KEY FEATURES

Full Wood Core, Full Height Twin Tip



SIZES (CM):	109, 119, 129, 139, 149
DIMENSIONS (MM):	102 - 75 - 96
ROCKER:	All Terrain Rocker
RADIUS (METERS):	10.0m @ 129
CORE:	Aspen
BINDINGS:	FDT Jr 4.5 (109,119, 129) FDT Jr 7.0 (129, 139, 149)

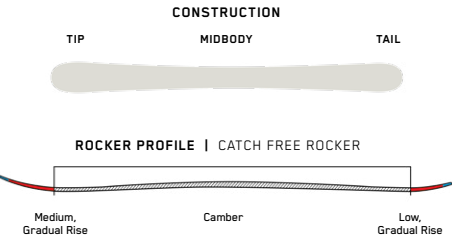
JUVY

When it's time for your grom to step towards they're own pair of skis, look no further than the K2 Juvy Skis. These freaks feature a composite core and bomber cap construction for a rad ski that won't break the bank.



KEY FEATURES

Duracap Construction



SIZES (CM):	109, 119, 129, 139
DIMENSIONS (MM):	97 - 72 - 93
ROCKER:	Catch Free Rocker
RADIUS (METERS):	8.0m @ 129
CORE:	Composite
BINDINGS:	FDT Jr 4.5 (109,119, 129) FDT Jr 7.0 (129, 139)

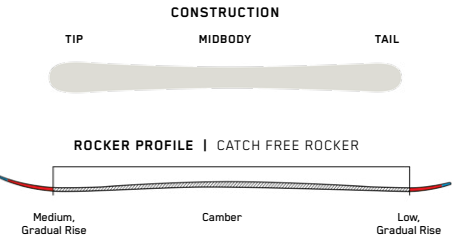
MISSY

Your little girl has outgrown those rental skis and is ready for a pair of her own. Featuring Duracap™ construction and a composite core, the K2 Missy's will take her skiing to new levels.



KEY FEATURES

Duracap Construction



SIZES (CM):	109, 119, 129, 139
DIMENSIONS (MM):	97 - 72 - 93
ROCKER:	Catch Free Rocker
RADIUS (METERS):	8.0m @ 129
CORE:	Composite
BINDINGS:	FDT Jr 4.5 (109,119, 129) FDT Jr 7.0 (129, 139)

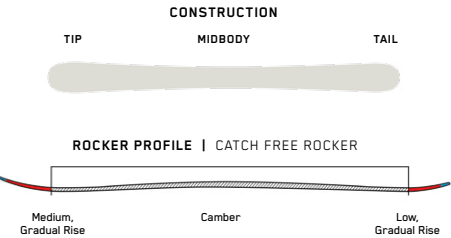
INDY

Skiing is a family activity. When your little guy is ready to click into his very own pair of skis, look no further than the K2 Indy Skis. With an intuitive ski experience – thanks to the Catch Free Rocker™ – the Indy will pass along that lifelong passion to the even the youngest members of your brood.



KEY FEATURES

Duracap Construction



SIZES (CM):	76, 88, 100, 112, 124, 136
DIMENSIONS (MM):	96 - 70 - 86
ROCKER:	Catch Free Rocker
RADIUS (METERS):	9.0m @ 112
CORE:	Composite
BINDINGS:	FDT Jr 4.5 (76, 88, 100, 112, 124) FDT Jr 7.0 (124, 136)

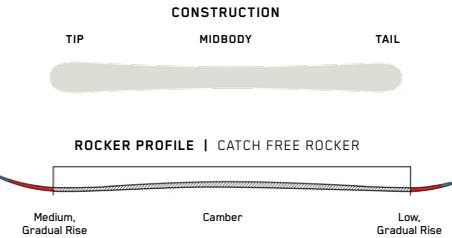
LUV BUG

Pass on your LUV of skiing on to your little girl with the K2 LuvBug. If your little one is ready to step up to her very own pair of skis, you're in the right place. It's purpose-built and sturdy with a composite core, so it'll standup for years of abuse.



KEY FEATURES

Duracap Construction



SIZES (CM):	76, 88, 100, 112, 124, 136
DIMENSIONS (MM):	96 - 70 - 86
ROCKER:	Catch Free Rocker
RADIUS (METERS):	9.0m @ 112
CORE:	Composite
BINDINGS:	FDT Jr 4.5 (76, 88, 100, 112, 124) FDT Jr 7.0 (124, 136)

SKI BOOTS



RECON PRO
FEATURING THE ALL NEW
'POWERFIT PRO' LINER, POWER PLATE,
AND PEBAX CUFF



ALL NEW

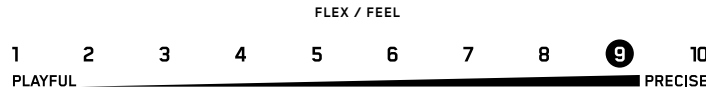
RECON PRO

Forged out of the award-winning PowerLite Shell but beefed up to a 140 flex, the all-new Recon Pro is the powerful performance boot you've been waiting for. Featuring an all-new PowerFit Pro Liner, optional Power Plate, and all the customizable features you expect from K2, the Recon Pro offers top-end performance without added weight.



KEY FEATURES

Powerlite Shell, Powerfuse Spyne, Energy Interlock, Fastfit Entry, Fully Heat Moldable, Dual Cuff Alignment, Cantable Outsoles, Power Plate



FLEX:	140
WEIGHT:	1740 g (26.5)
LAST WIDTH:	98mm
SHELL MATERIAL:	TPU
CUFF MATERIAL:	Pebax
LINER:	PowerFit Pro
STRAP:	45mm Ripcord Power Cinch Strap
SIZE RANGE:	24.5 - 30.5
MODEL OPTIONS:	Pro
OUTSOLE:	DIN 5355



RECON 130

The award-winning Recon 130 is back and ready to rally. Performance boots tend to be heavy, bulky, and tough to work on. But the lightweight K2 Recon 130s offer the same power and precision at an ultra-light 1650g. You read that right. Toss in a moldable shell, cantable outsoles, Fastfit entry - and the list goes on, but we're running out of space. Buy it. Ski it. Believe the hype - this is the boot you need.



KEY FEATURES

Powerlite Shell, Powerfuse Spyne, Energy Interlock, Fastfit Entry, Fully Heat Moldable, Dual Cuff Alignment, Cantable Outsoles



FLEX:	130
WEIGHT:	1700g (26.5)
LAST WIDTH:	98mm (LV), 100mm (MV)
SHELL MATERIAL:	TPU
CUFF MATERIAL:	TPU
LINER:	PowerFit Pro
STRAP:	45mm Ripcord Power Cinch Strap
SIZE RANGE:	24.5 - 30.5
MODEL OPTIONS:	130 MV, 130 LV
OUTSOLE:	Gripwalk Outsole System - Preinstalled



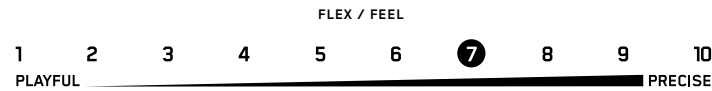
RECON 120

Whether you’re rallying early-bird groomers or slamming slush bumps late in the day, you need a boot that offers snap-quick response and a fluid flex. With the K2 Recon 120 Boots – available with Thermic® heated liners – the Recon 120 offers all the customizable features and classic out-of-box fit you want without the overblown flex rating.



KEY FEATURES

Powerlite Shell, Powerfuse Spyne, Energy Interlock, Fastfit Entry, Fully Heat Moldable, Dual Cuff Alignment, Cantable Outsoles



FLEX:	120
WEIGHT:	1650g (26.5)
LAST WIDTH:	98mm (LV), 100mm (MV)
SHELL MATERIAL:	TPU
CUFF MATERIAL:	TPU
LINER:	PrecisionFit Pro
STRAP:	45mm Ripcord Power Cinch Strap
SIZE RANGE:	24.5 - 30.5
MODEL OPTIONS:	120 MV, 120 MV Heat, 120 LV
OUTSOLE:	Gripwalk Outsole System - Preinstalled



RECON 100

For the developing skier, boots make all the difference. With a solid, fluid flex that won’t overbear, the K2 Recon 100 Boots offer the customization to dial in a true one-to-one fit. Take on the mountain and push your skiing to new heights with the performance-driven Recon 100.



KEY FEATURES

Powerlite Shell, Powerfuse Spyne, Energy Interlock, Fastfit Entry, Fully Heat Moldable, Dual Cuff Alignment, Cantable Outsoles



FLEX:	100
WEIGHT:	1650g (26.5)
LAST WIDTH:	98mm (LV), 100mm (MV)
SHELL MATERIAL:	TPU
CUFF MATERIAL:	TPU
LINER:	LuxFit Pro
STRAP:	40mm Velcro
SIZE RANGE:	24.5 - 30.5
MODEL OPTIONS:	100 MV, 100 LV
OUTSOLE:	Gripwalk Outsole System - Preinstalled



ALL NEW ANTHEM PRO

Black is the new black. When was the last time you heard that? Regardless, the Anthem Pro takes all of the customizable features from the award-winning anthem collection – fully moldable shells, women’s specific cuff, and more – and stacks it all up into a 120 flex-rated boot.



KEY FEATURES

Powerlite Shell, Powerfuse Spyne, Energy Interlock, Fastfit Entry, Adjustable Cuff, Fully Heat Moldable, Cantable Outsoles, Dual Cuff Alignment Index, Power Plate



FLEX:	120
WEIGHT:	1650g (24.5)
LAST WIDTH:	98mm
SHELL MATERIAL:	TPU
CUFF MATERIAL:	Pebax
LINER:	PowerFit Pro
STRAP:	45mm Ripcord Power Cinch Strap
SIZE RANGE:	22.5 - 27.5
MODEL OPTIONS:	Pro
OUTSOLE:	5355 Outsoles - Preinstalled

ANTHEM 110

With a bevy of customizable features and a trophy case stacked with awards, the K2 Anthem 110 Ski Boots offer an unparalleled power to weight ratio. Due to a revolutionary molding process, the Anthem 110 performs like a plug race boot while weighing a mere 1560g. That’s light. So you can ski longer, harder, and with more precision than any other women’s boot.



KEY FEATURES

Powerlite Shell, Powerfuse Spyne, Energy Interlock, Fastfit Entry, Adjustable Cuff, Fully Heat Moldable, Cantable Outsoles, Dual Cuff Alignment Index



FLEX:	110
WEIGHT:	1560g (24.5)
LAST WIDTH:	98mm (LV), 100mm (MV)
SHELL MATERIAL:	TPU
CUFF MATERIAL:	TPU
LINER:	PrecisionFit Pro
STRAP:	45mm Ripcord Power Cinch Strap
SIZE RANGE:	24.5 - 30.5
MODEL OPTIONS:	Anthem 110 MV, Anthem 110 LV
OUTSOLE:	Gripwalk Outsole System - Preinstalled



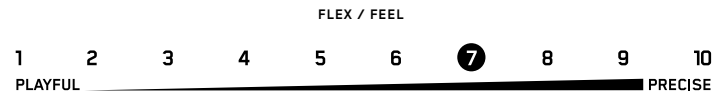
ANTHEM 100

We set out to build the most versatile and accommodating performance boot in the market. A boot that would go toe-to-toe with plug boots, but offer a true-to-K2 fit and feel. With the K2 Anthem 100 Ski Boots, you've got a precise, customizable boot without the bulky weight. They told us we were crazy; but you'll have to ski it to believe it.



KEY FEATURES

Powerlite Shell, Powerfuse Spyne, Energy Interlock, Fastfit Entry, Adjustable Cuff, Fully Heat Moldable, Cantable Outsoles, Dual Cuff Alignment Index



FLEX:	100
WEIGHT:	1560g (24.5)
LAST WIDTH:	98mm (LV), 100mm (MV)
SHELL MATERIAL:	TPU
CUFF MATERIAL:	TPU
LINER:	LuxFit Pro
STRAP:	40mm Velcro
SIZE RANGE:	22.5 - 27.5
MODEL OPTIONS:	100 MV, 100 MV Heat, 100 LV
OUTSOLE:	Gripwalk Outsole System - Preinstalled



ANTHEM 80

Performance is more than just a stiff flex. With the K2 Anthem 80, get all the customizable features seen on the stiffer boots in a more approachable flex pattern. Because a boot can't perform if you can't stand to put your foot in it.



KEY FEATURES

Powerlite Shell, Powerfuse Spyne, Energy Interlock, Fastfit Entry, Adjustable Cuff, Fully Heat Moldable, Cantable Outsoles, Dual Cuff Alignment Index



FLEX:	80
WEIGHT:	1560g (24.5)
LAST WIDTH:	98mm (LV), 100mm (MV)
SHELL MATERIAL:	TPU
CUFF MATERIAL:	TPU
LINER:	LuxFit Pro
STRAP:	40mm Velcro
SIZE RANGE:	22.5 - 27.5
MODEL OPTIONS:	80 MV, 80 LV
OUTSOLE:	Gripwalk Outsole System - Preinstalled



MINDBENDER 130

MINDBENDER 130

Take the stout 130 flex and the tried-and-true K2 fit, and head for the hills. Weighing 1675g, featuring pin inserts, and touting fifty degrees of motion, the K2 Mindbender 130 Boots won't slouch on the uphill. But with the Powerlite™ Shell and Friction Free Pivot, this boot stacks up as one of the best freeride boots on the market. Toss in a bevy of customizable features, and boom – your dream boot is a reality.



KEY FEATURES

Powerlite Shell, Powerlock Spyne, Forward Lean Adjustment, Fastfit Entry, Fully Heat Moldable, Integrated Tech Fittings, Friction Free Cuff Pivot



FLEX:	130
WEIGHT:	1740g (26.5)
LAST WIDTH:	98mm
SHELL MATERIAL:	TPU
CUFF MATERIAL:	Pebax Bioresin
LINER:	Powerfit Pro Tour
STRAP:	45mm Ripcord Power Cinch Strap
SIZE RANGE:	24.5 - 30.5
MODEL OPTIONS:	Mindbender 130
OUTSOLE:	Gripwalk Outsole System - Preinstalled



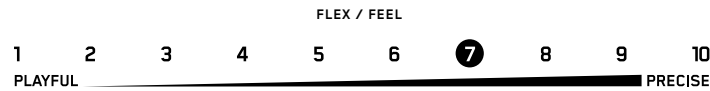
MINDBENDER 120

With the walk mode and tech inserts you need for alpine excursions, and the responsive Pebax Cuff, The Mindbender 120 offers all the performance you need to take on the steeps and rally in the deep. With a 120 flex, these boots are meant to run hard and blast high. Slide into the PrecisionFit Pro Tour and feel the Powerlite™ shell envelope your foot. Responsive and powerful, it's time to blast in the K2 Mindbender 120 Boots.



KEY FEATURES

Powerlite Shell, Powerlock Spyne, Forward Lean Adjustment, Fastfit Entry, Fully Heat Moldable, Integrated Tech Fittings, Friction Free Cuff Pivot



FLEX:	120
WEIGHT:	1675g (26.5)
LAST WIDTH:	98mm
SHELL MATERIAL:	TPU
CUFF MATERIAL:	Pebax
LINER:	PrecisionFit Pro Tour
STRAP:	45mm Ripcord Power Cinch Strap
SIZE RANGE:	24.5 - 30.5
MODEL OPTIONS:	Mindbender 120
OUTSOLE:	Gripwalk Outsole System - Preinstalled



MINDBENDER 100

For the intermediate skier with big mountain dreams, snag the medium flexing K2 Mindbender 100 boots. Light in weight but not features, these Medium Volume freaks won't suck on the uphill but will crush on the downhill.



KEY FEATURES

Powerlite Shell, Powerlock Spyne, Forward Lean Adjustment, Fastfit Entry, Fully Heat Moldable, Integrated Tech Fittings, Friction Free Cuff Pivot



FLEX:	100
WEIGHT:	1700g (26.5)
LAST WIDTH:	100mm
SHELL MATERIAL:	TPU
CUFF MATERIAL:	TPU
LINER:	LuxFit Pro Tour
STRAP:	40mm Velcro
SIZE RANGE:	24.5 - 30.5
MODEL OPTIONS:	Mindbender 100
OUTSOLE:	Gripwalk Outsole System - Preinstalled



MINDBENDER TEAM JR

Young shredders rejoice, a hybrid freeride boot for the pint-sized is here. With the same ROM and lightweight feel as their big brothers, the Mindbender Team Jr offers a tech-compatible for those burgeoning backcountry-focused freeriders.



KEY FEATURES

Powerlite Shell, Powerlock Spyne, Forward Lean Adjustment, Fastfit Entry, Fully Heat Moldable, Integrated Tech Fittings, Friction Free Cuff Pivot



FLEX:	100
WEIGHT:	1600g (26.5)
LAST WIDTH:	100mm
SHELL MATERIAL:	TPU
CUFF MATERIAL:	TPU
LINER:	LuxFit Tour Jr
STRAP:	40mm Velcro
SIZE RANGE:	22.5-27.5
MODEL OPTIONS:	Mindbender Jr
OUTSOLE:	Gripwalk Outsole System - Preinstalled



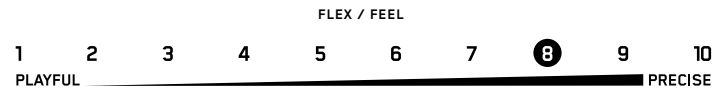
MINDBENDER 110 ALLIANCE

Stiff flexing and yet ultralight, the K2 Mindbender Alliance 110 Ski Boots are the freeride boots you’ve been waiting for. With 50 degrees ROM, tech inserts, and a whole host of customizable features, the Mindbender Alliance 110 answers the call for hard-charging ladies looking to push their skiing – both in and out of the resort.



KEY FEATURES

Powerlite Shell, Powerlock Spyne, Forward Lean Adjustment, Fastfit Entry, Fully Heat Moldable, Integrated Tech Fittings, Friction Free Cuff Pivot



FLEX:	110
WEIGHT:	1640g (26.5)
LAST WIDTH:	98mm
SHELL MATERIAL:	TPU
CUFF MATERIAL:	Pebax Bioresin
LINER:	PowerFit Pro Tour
STRAP:	45mm Ripcord Power Cinch Strap
SIZE RANGE:	22.5 - 27.5
MODEL OPTIONS:	Mindbender Alliance 110
OUTSOLE:	Gripwalk Outsole System - Preinstalled



MINDBENDER 90 ALLIANCE

Featuring a more approachable flex index, but not skimping on the feature set, the K2 Mindbender Alliance 90 offers the customizable fit you need in a flex that won’t overbear. And thanks to proprietary shell tooling, the MB Alliance 90 won’t bog you down with extra weight.



KEY FEATURES

Powerlite Shell, Powerlock Spyne, Forward Lean Adjustment, Fastfit Entry, Fully Heat Moldable, Integrated Tech Fittings, Friction Free Cuff Pivot



FLEX:	90
WEIGHT:	1600g (26.5)
LAST WIDTH:	100mm
SHELL MATERIAL:	TPU
CUFF MATERIAL:	TPU
LINER:	LuxFit Pro Tour
STRAP:	40mm Velcro
SIZE RANGE:	22.5 - 27.5
MODEL OPTIONS:	Mindbender Alliance 90
OUTSOLE:	Gripwalk Outsole System - Preinstalled



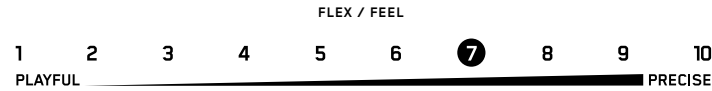
B.F.C. 120

Not all feet are created equal. Some folks have dainty little feet that can slide into anything. Some folks have some big ol’ slappers that are almost as wide as they are long. We get it. But even if your foot falls in the second category, you need performance. Enter the K2 BFC 120 Boot. Packed with all the tech and stout flex you need – just with a roomier fit.



KEY FEATURES

Powerfuse Spyne, Energy Interlock, Apres Mode Walk Mechanism, Hands Free Entry, Cuff Alignment Index



FLEX:	120
LAST WIDTH:	103mm
SHELL MATERIAL:	TPU
CUFF MATERIAL:	TPU
LINER:	CushFit
STRAP:	40mm Velcro
SIZE RANGE:	24.5 - 30.5
MODEL OPTIONS:	120 Gripwalk
OUTSOLE:	Gripwalk Outsole System - Preinstalled



B.F.C. 100

Easy to get into? Check. Comfortable? Yep. Loaded with customizable features? Better believe it. And it even can be strung up with a Thermic® Heated Liner. What else do you need to know? If you need a mid-flexing high volume boot, the K2 BFC 100 Ski Boots check all the boxes.



KEY FEATURES

Powerfuse Spyne, Energy Interlock, Apres Mode Walk Mechanism, Hands Free Entry, Cuff Alignment Index



FLEX:	100
LAST WIDTH:	103mm
SHELL MATERIAL:	TPU
CUFF MATERIAL:	TPU
LINER:	CushFit
STRAP:	40mm Velcro
SIZE RANGE:	24.5 - 30.5
MODEL OPTIONS:	100 Gripwalk, 100 Heat
OUTSOLE:	Gripwalk Outsole System - Preinstalled



B.F.C. 90

When fit comes first, you need the BFC 90. So if that foot of yours falls on the wider end of the spectrum and you need a solid feel out of the box, look no further than the BFC 90. Toss in a host of customizable features and K2’s Hands Free Entry, and you’ll be wondering what you’ve been cramming your feet into for the last few seasons.



KEY FEATURES

Powerfuse Spyne, Energy Interlock, Hands Free Entry, Dual Cuff Alignment Index



FLEX:	90
LAST WIDTH:	103mm
SHELL MATERIAL:	TPU
CUFF MATERIAL:	Marfran
LINER:	Cushfit
STRAP:	40mm Velcro
SIZE RANGE:	24.5 - 30.5
MODEL OPTIONS:	90 Gripwalk
OUTSOLE:	Gripwalk Outsole System - Preinstalled



B.F.C. 80

With a roomy 103mm last and high instep, the BFC is meant for comfort. Heck, it’s in the freakin’ name: Built For Comfort. Because when you’re embarking on the journey of becoming a lifelong skier, you need a boot that is actually comfortable. Ditch the torture devices and upgrade to the K2 BFC 80 Ski Boots.



KEY FEATURES

Powerfuse Spyne, Energy Interlock, Hands Free Entry, Dual Cuff Alignment Index



FLEX:	80
LAST WIDTH:	103mm
SHELL MATERIAL:	TPU
CUFF MATERIAL:	Marfran
LINER:	Cushfit
STRAP:	40mm Velcro
SIZE RANGE:	24.5 - 30.5
MODEL OPTIONS:	80 Gripwalk
OUTSOLE:	Gripwalk Outsole System - Preinstalled



B.F.C. W 90

Slide into the CushFit Liner on the K2 BFC W 90 and see what comfort driven performance is all about. Featuring a roomy 103mm last, available GripWalk Soles, and a handy Apres Mode that releases the cuff for an easier walking experience from the car to the lifts. Time to shred.



KEY FEATURES

Powerfuse Spyne, Energy Interlock, Apres Mode Walk Mechanism, Hands Free Entry, Cuff Alignment Index



FLEX:	90
LAST WIDTH:	103mm
SHELL MATERIAL:	TPU
CUFF MATERIAL:	TPU
LINER:	CushFit
STRAP:	40mm Velcro
SIZE RANGE:	23.5 - 27.5
MODEL OPTIONS:	W 90 Gripwalk, W 90 Heat Gripwalk
OUTSOLE:	Gripwalk Outsole System - Preinstalled



B.F.C. W 80

With a high volume fit and a host of customizable features, the K2 BFC W 80 is the most comfortable boot in the lineup that won't sacrifice performance.



KEY FEATURES

Powerfuse Spyne, Energy Interlock,Hands Free Entry, Dual Cuff Alignment Index



FLEX:	80
LAST WIDTH:	103mm
SHELL MATERIAL:	TPU
CUFF MATERIAL:	Marfran
LINER:	CushFit
STRAP:	40mm Velcro
SIZE RANGE:	23.5 - 27.5
MODEL OPTIONS:	W 80 Gripwalk
OUTSOLE:	Gripwalk Outsole System - Preinstalled



B.F.C. W 70

Ever wondered what BFC stands for? Probably not, but we're going to tell you anyway. It means Built For Comfort. But as you dig into the BFC W 70, it'll become clear: Hands Free Entry, CushFit Liner, and Available GripWalk Outsoles. Not to mention, the performance you crave for all-mountain exploration.




KEY FEATURES

Powerfuse Spyne, Energy Interlock, Hands Free Entry, Dual Cuff Alignment Index



FLEX:	70
LAST WIDTH:	103mm
SHELL MATERIAL:	TPU
CUFF MATERIAL:	Marfran
LINER:	Cushfit
STRAP:	40mm Velcro
SIZE RANGE:	23.5 - 27.5
MODEL OPTIONS:	W 70 Gripwalk
OUTSOLE:	Gripwalk Outsole System - Preinstalled





INDY 1 / LUVBUG 1

Snagging some boots for the kids can be tough. But this one buckle boot is easy to slip on and off. So you can spark that love for the mountains in your young one.



KEY FEATURES
Replaceable Outsoles, Easy Entry



FLEX:	NA
LAST WIDTH:	NA
SHELL MATERIAL:	TPU
CUFF MATERIAL:	TPU
LINER:	Cushfit JR
STRAP:	NA
SIZE RANGE:	14.5-18.5
MODEL OPTIONS:	Indy 1, Luvbug 1
OUTSOLE:	DIN 5355



INDY 2 / LUVBUG 2

With two buckles, this boot features added performance and value as your little ripper start looking beyond the bunny hill.



KEY FEATURES
Replaceable Outsoles, Easy Entry



FLEX:	NA
LAST WIDTH:	NA
SHELL MATERIAL:	TPU
CUFF MATERIAL:	TPU
LINER:	Cushfit JR
STRAP:	NA
SIZE RANGE:	19.5-22.5
MODEL OPTIONS:	Indy 2, Luvbug 2
OUTSOLE:	DIN 5355



INDY 3 / LUVBUG 3

Getting bigger and stronger, the groms need a boot that can keep up with their developing skills. Enter the Indy / Luvbug 3; comfortable and ready to rip with added performance for long days of bashing bumps and spinning through the mini-park.



KEY FEATURES
Replaceable Outsoles, Easy Entry



FLEX:	NA
LAST WIDTH:	NA
SHELL MATERIAL:	TPU
CUFF MATERIAL:	TPU
LINER:	Cushfit JR
STRAP:	NA
SIZE RANGE:	23.5-25.5
MODEL OPTIONS:	Indy 3, Luvbug 3
OUTSOLE:	DIN 5355





FREERIDE 18

FREERIDE FLIPJAW 135/120

Forged out of sturdy 7075 Aluminum and featuring K2’s proprietary FlipJaw™ locking mechanism, the Freeride Flipjaw seamlessly transitions from early morning skin tracks to afternoon resort laps. Ditch those fragile touring poles for something that is at home on the skin-track and on the brutal hardpack of the resort.



KEY FEATURES

FlipJaw Adjustment

GRIP:	Freeride Dual Injection
SHAFT:	Adjustable: 7075 Upper and Lower
BASKET:	70mm Freeride
SIZES:	Adjustable
COLORS:	Midnight (120) Midnight, Sand (135)

FREERIDE 18

With a comfy dual injection grip, and a 7075 Aluminum - 18mm diameter bombproof shaft, the Freeride 18 is designed to be the pole you won’t break. Listen, you can get some crazy bells and whistles on poles these days. But ultimately all you need is a comfy grip paired with durable aluminum. Keep things simple and drop in with the Freeride 18.



KEY FEATURES

7075 Aluminum, Freeride & Powder Baskets

GRIP:	Freeride Dual Injection
SHAFT:	7075 18mm Aluminum
BASKET:	70mm Freeride & Powder
SIZES:	110, 115, 120, 125, 130
COLORS:	Yellow, Blue

FREERIDE 16

With a comfy grip and lightweight 16mm Aluminum shaft, the K2 Freeride 16 will be there when ya need it. Whether your shoving off into a slopestyle course or rallying pow stashes far from the lift, reach for the Freeride 16 and make a statement.



KEY FEATURES

Freeride Basket

GRIP:	Freeride Reduced Diameter
SHAFT:	16mm Aluminum
BASKET:	70mm Freeride
SIZES:	95, 100, 105, 110, 115, 120
COLORS:	Mint

POWER CARBON

All carbon ski poles are basically the same right? WRONG. Take a look at the K2 Power Carbon; with a slick pole strap adjustment and ultra-comfy Rip Cord Grip, you'll be wondering what exactly you've been wrapping your fingers around all these years. You're picky about your skis, boots, and goggles – why not be as discerning with your poles?



KEY FEATURES

Rip Cord Grip, Carbon Web

GRIP:	Rip Cord
SHAFT:	14mm Carbon Web
BASKET:	70mm Freeride
SIZES:	110, 115, 120, 125, 130
COLORS:	Yellow, Slate

POWER COMPOSITE

With a thermo-formed Performance Rubber grip and lightweight yet durable composite construction, the K2 Power Composite represents that perfect balance between lightweight performance and durable practicality.



KEY FEATURES

100% Composite

GRIP:	Performance Rubber
SHAFT:	16mm Composite
BASKET:	60mm All-Mountain
SIZES:	110, 115, 120, 125, 130, 135
COLORS:	Blue, Gunmetal

POWER ALUMINUM

Save some coin without sacrificing proper pole plants. You might have just used "whatever is lying around" in the past, but that ain't cutting it now. Scoop the Power Aluminum and push off into the unknown.



KEY FEATURES

Nesting Baskets

GRIP:	Performance Rubber
SHAFT:	18mm Aluminum
BASKET:	60mm Performance
SIZES:	110, 115, 120, 125, 130, 135
COLORS:	Black, Orange

STYLE CARBON

Harnessing the comfort and customization of the unique Rip Cord grip, the K2 Style Carbon offers a featherweight feel for long days in the mountains. Discerning styling, lightweight feel, and the durability to last for seasons of use.




KEY FEATURES

Rip Cord Grip, Carbon Web

GRIP:	Rip Cord
SHAFT:	14mm Carbon Web
BASKET:	60mm All-Mountain
SIZES:	105, 110, 115, 120
COLORS:	Chrome

STYLE COMPOSITE

Looks to kill and the durability you need. The Style Carbon is K2's sensible offering that sheds weight without sacrificing strength. Snag a pair, equipped with the ergonomic performance rubber grip, and stop fussing with gear. Sometimes the simplest option is the best option.



KEY FEATURES

100% Composite

GRIP:	Performance Rubber
SHAFT:	16mm Composite
BASKET:	60mm All-Mountain
SIZES:	100, 105, 110, 115, 120
COLORS:	Grey, Yellow

STYLE ALUMINUM

Poles are poles, right? You've just poured a small fortune into your setup and on your pass. Save some money and pick up the Style Aluminum. It's metal, it'll pole plant, and it's easy to hold. What else do you need?



KEY FEATURES

Nesting Baskets

GRIP:	Performance Rubber
SHAFT:	16mm Aluminum
BASKET:	60mm Performance
SIZES:	100, 105, 110, 115, 120
COLORS:	Black, Lava

LOCKJAW CARBON PLUS

You’ve been checking the forecast, and everything lines up. Stable, cold snow lies just a few hours’ skin from the trailhead. Scoop up the LockJaw Carbon Plus and take a hike (in a good way). With an extended foam choke Adventure Grip, articulating powder basket, and built-in inclinometer, the Lockjaw Carbon Plus Poles is as adventure ready as you are.



KEY FEATURES

LockJaw 6000, Bubble Inclinometer

GRIP:	Adventure Ultra-Light EVA
SHAFT:	Adjustable Carbon Web
BASKET:	95mm Articulating
SIZES:	Adjustable 105-145cm
COLORS:	Orange

LOCKJAW CARBON

With a carbon upper and aluminum lower, the K2 Lockjaw Carbon is ready for big days in the backcountry. Cushy pole straps, elongated Adventure Grips for easy sidehilling, and a bubble inclinometer, the LockJaw Carbon proves that poles are more than just pointy sticks to keep ya upright.



KEY FEATURES

LockJaw 6000, Bubble Inclinometer

GRIP:	Ultra-Light EVA
SHAFT:	Adjustable Carbon Upper/7075 Lower
BASKET:	95mm Powder
SIZES:	Adjustable 90-130, 105-145cm
COLORS:	Blue

LOCKJAW ALU / EVA

Sometimes you just need a pole to get you there. A pole to get you into the backcountry, away from the hords of the resort, and deep into the unknown. No frills, just easy walking and untracked pow. Look no further than the K2 LockJaw Aluminum. Sturdy, adjustable, and wallet-friendly. Complete your kit and get to stepping (into the backcountry). There’s a whole world out there.




KEY FEATURES

LockJaw, Bubble Inclinometer

GRIP:	Ultra-Light EVA
SHAFT:	Adjustable 7075 Aluminum
BASKET:	95mm Powder
SIZES:	Adjustable 105-145cm
COLORS:	Gunmetal

SWIFT STICK

Why run a pair of trekking poles in the summer and reserve a second pair for the skintrack? If your life revolves around the trails – both during the summer and winter – get the collapsible, adjustable K2 Swift Stick. With the K2 FlipJaw collapsable design, Adventure EVA grip, and aluminum construction, the Swift Stick will be your number one companion – regardless of season.



KEY FEATURES

FlipJaw, All Season Kit, Bubble Inclinometer, 4Piece collapsible

GRIP:	Adventure Ultra-Light EVA
SHAFT:	4Piece Adjustable 7075
BASKET:	95mm nesting
SIZES:	adjustable 110-130cm
COLORS:	Green

SPROUT

Nothing is worse than buying a host of gear for your kid only to have them outgrow it within the year. So snag the K2 Sprout – adjustable in length and bound by the K2 Flipjaw locking mechanism – and at least your pint-sized shredder’s poles will last for more than a season.



KEY FEATURES

FlipJaw Adjustable, Nesting Baskets

GRIP:	Rubber
SHAFT:	Adjustable Aluminum
BASKET:	50mm Performance
SIZES:	Adjustable 75-105cm
COLORS:	Blue, Purple

DECOY / CHARM

With two colorways – his and hers – the K2 Decoy and Charm Poles add a dash of style to your grom’s get-up. Plus it’s built out of a sturdy aluminum, so it’ll withstand all of their antics.



KEY FEATURES

Nesting Baskets

GRIP:	Rubber
SHAFT:	Aluminum
BASKET:	60mm Performance
SIZES:	75, 80, 85, 90, 95, 100, 105
COLORS:	Grey, White



HELMETS



ALL NEW
DIVERSION MIPS

KEY FEATURES
Construction - Hybrid
Tech Form Liner - Wrap
Fit System - 360 K2Dialed™
Ventilation System -
Dual Active Matrix
Weight - 430g
Baseline Audio System
MIPS

CERTIFICATION
Bike Certified / ASTM F2040, CPSC (16 CFR 1203),
EN1077: 2007 (Class B), EN1078:2012 + A1:2012

COLORWAYS



BLACK



GUNMETAL/BLACK



ORANGE

S, M, L, XL



DIVERSION

KEY FEATURES
Construction - Hybrid
Tech Form Liner - Wrap
Fit System - 360 K2Dialed™
Ventilation System -
Dual Active Matrix
Weight - 430g
Baseline Audio System

CERTIFICATION
Bike Certified / ASTM F2040, CPSC (16 CFR 1203),
EN1077: 2007 (Class B), EN1078:2012 + A1:2012

COLORWAYS



NEW
GUNMETAL/BLACK



NEW
BLACK



ORANGE

S, M, L, XL



ROUTE

KEY FEATURES
Construction - In-Mold
Liner - In-Mold Heat Sealed +
Molded Earpads
Fit System - BOA® 360 Fit System
Ventilation System -
Passive Channel
Weight - 320g
Features - Removable Ear Pad

CERTIFICATION
Bike Certified / ASTM F2040, CPSC (16 CFR 1203)
/ EN1077: 2007 (Class B), EN1078:2012 + A1:2012

COLORWAYS



BLUE



BLACK



LIGHT GREY

S, M, L, XL

STASH

KEY FEATURES

Construction - In-Mold
Liner - Convertible Full Wrap
Fit System - 360 K2Dialed™
Ventilation System -
Passive Channel
Weight - 380g
Magna-Snap Goggle Clip

S, M, L, XL

CERTIFICATION

Bike Certified / ASTM F2040, CPSC (16 CFR 1203),
EN1077: 2007 (Class B), EN1078:2012 + A1:2012

COLORWAYS



NEW
VIRAL YELLOW



NEW
TRUE RED



NEW
BLUE



BLACK



SMOKE

ALL NEW

PHASE MIPS

KEY FEATURES

Construction - Hard-Shell
Liner - Full Wrap
Fit System - K2Dialed™
Ventilation System - Active Matrix
Weight - 490g
Baseline Audio System
MIPS

S, M, L, XL

CERTIFICATION

ASTM F2040 / EN1077: 2007 (Class B)

COLORWAYS



FOREST GREEN



BLACK



WHITE

PHASE PRO

KEY FEATURES

Construction - Hard-Shell
Liner - Full Wrap
Fit System - K2Dialed™
Ventilation System - Active Matrix
Weight - 490g
Baseline Audio System
MIPS

S, M, L, XL

CERTIFICATION

ASTM F2040 / EN1077: 2007 (Class B)

COLORWAYS



NEW
STONE



GUNMETAL



WHITE



FOREST GREEN



BLACK

THRIVE

KEY FEATURES

Construction - Hardshell
Liner - Full Wrap
Fit System - K2Dialed™
Ventilation System - Passive-Channel
Weight - 500g

S, M, L, XL

CERTIFICATION

Bike Certified / ASTM F2040, CPSC (16 CFR 1203)/
EN1077: 2007 (Class B), EN1078:2012 + A1:2012

COLORWAYS



NEW
WHITE



NEW
CLASSIC YELLOW



NEW
MID GREY



BLACK

VERDICT

KEY FEATURES

Construction - Hardshell
Liner - Full Wrap
Fit System - K2Dialed™
Ventilation System -
Passive Channel
Weight - 470g

S, M, L, XL

CERTIFICATION

Bike Certified / ASTM F2040, CPSC (16 CFR 1203)/
EN1077: 2007 (Class B), EN1078:2012 + A1:2012

COLORWAYS



NEW
KHAKI



ORANGE



WHITE



BLACK

ALL NEW

VIRTUE MIPS

KEY FEATURES

Construction - Hybrid
Liner - Tech Form Wrap
Fit System - 360 K2Dialed™ Fit
Ventilation System -
Dual Active Matrix
Weight - 430g
Baseline Audio System
MIPS

S, M

CERTIFICATION

Bike Certified / ASTM F2040, CPSC (16 CFR 1203),
EN1077: 2007 (Class B), EN1078:2012 + A1:2012

COLORWAYS



BLACK



PEARL WHITE



PEARL MINT

VIRTUE

KEY FEATURES

Construction - Hybrid
Liner - Tech Form Wrap
Fit System - 360 K2Dialed™ Fit
Ventilation System -
Dual Active Matrix
Weight - 430g
Baseline Audio System

S, M

CERTIFICATION

Bike Certified / ASTM F2040, CPSC (16 CFR 1203),
EN1077: 2007 (Class B), EN1078:2012 + A1:2012

COLORWAYS



BLACK



NEW PEARL WHITE



NEW WHITE



EMPHASIS

KEY FEATURES

Construction - Hard-Shell
Liner - Washable Full-Wrap
Fit System - K2Dialed™ Fit
Ventilation System -
Active Matrix
Weight - 490g
Baseline Audio System

S, M

CERTIFICATION

STM F2040 / EN1077: 2007 (Class B)

COLORWAYS



NEW MATTE PEARL CHARCOAL



NEW FOREST GREEN



BLACK

ALL NEW
MERIDIAN

KEY FEATURES

Construction - In-Mold
Liner - Convertible Full Wrap
Fit System - 360 K2Dialed™
Ventilation System -
Passive Channel
Weight - 380g
Magna-Snap Goggle Clip

S, M

CERTIFICATION

Bike Certified / ASTM F2040, CPSC (16 CFR 1203),
EN1077: 2007 (Class B), EN1078:2012 + A1:2012

COLORWAYS



NEW CORAL



NEW MATTE PEARL WHITE



NEW MATTE PEARL BLACK



ILLUSION

KEY FEATURES

Construction - In-Mold
Liner - Full-Wrap Liner
Fit System - K2Dialed™ Fit
Ventilation - Passive-Channel
Weight - 368g

XS, S

CERTIFICATION

ASTM F2040 / EN1077: 2007 (Class B)

COLORWAYS



PINK



BLACK

ALL NEW
EMPHASIS MIPS

KEY FEATURES

Construction - Hard-Shell
Liner - Washable Full-Wrap
Fit System - K2Dialed™ Fit
Ventilation System -
Active Matrix
Weight - 490g
Baseline Audio System

S, M

CERTIFICATION

STM F2040 / EN1077: 2007 (Class B)

COLORWAYS



FOREST GREEN



CHARCOAL



BLACK



ENTITY

KEY FEATURES

Construction - Hard-Shell
Liner - Full-Wrap
Fit System - K2Dialed™ Fit
Ventilation - Passive-Channel
Weight - 490g

XS, S

CERTIFICATION

Bike Certified / ASTM F2040, CPSC (16 CFR 1203)
/ EN1077: 2007 (Class B), EN1078:2012 + A1:2012

COLORWAYS



CORAL



LIZARD TAIL



BLACK



BAGS & ACCESSORIES



K2 SKI ROLLER SKI BAG

COLORS - Black, Blue
SIZES - 185 cm, 200 cm
MATERIAL - 600D Ripstop / PE backing
Tarpaulin Padded Lining, TPU Coated Bottom
FEATURES - 5 Carry Handles, Luggage Tag Window, Oversized Quiet-Light Treaded Wheels, 17" Ski Rails, Exterior Storage Pocket, Padded Divider Sleeve, Removable Tarpaulin Boot Bag Included, Holds 2 Pair of Skis, Reflective Logo Patch



K2 SKI DOUBLE PADDED SKI BAG

COLORS - Black, Blue
SIZES - 175cm, 195cm
MATERIAL - 600D Ripstop / PE backing,
Tarpaulin Padded Lining, TPU Coated Bottom
FEATURES - 3 Carry Handles, Luggage Tag Window, Holds 2 Pair of Skis, Reflective Logo Patch



K2 SKI SINGLE PADDED SKI BAG

COLORS - Black, Blue
SIZES - 175cm, 195cm
MATERIAL - 600D Ripstop / PE backing,
Tarpaulin Padded Lining, TPU Coated Bottom
FEATURES - Carry Handles, Luggage Tag Window, Reflective Logo Patch



K2 BOOT LOCKER

COLORS - Black, Blue
VOLUME - 38L
MATERIAL - 600D Ripstop, Tarpaulin Padded Lining, TPU Coated Bottom
FEATURES - 3 Carry Handles, Boot Compartment With Drainage, Helmet & Gear Compartment, Goggle Compartment, Exterior Storage Pocket, Stand Dry Clamshell Design, Reflective Logo Patch



K2 BOOT BAG

COLORS - Black, Blue
VOLUME - 35L
MATERIAL - 600D Ripstop / PE backing, Ridgig Tarpaulin Floor, TPU Coated Bottom
FEATURES - Carry Handle, 2 External Side Pockets, Reflective Logo Patch



K2 BACKPACK

COLORS - Black, Blue
VOLUME - 30L
MATERIAL - 600D Ripstop / PE Backing, Padded Back Panel TPU Coated top & bottom
FEATURES - Bike Light Clip, Multi Function Org Pocket, Zippable Water Bottle Pocket, Exterior Storage Pocket, Padded Laptop Sleeve, Interanal Mesh Lid Pocket, Exterior Bungee Shove it Stowage, Reflective Logo and Webbing



CHAIN LOGO FLEECE

MEN'S
Size - XS, S, M, L, XL
Color - Black, Red, Gold



CHAIN LOGO FLEECE

WOMEN'S
Size - XS, S, M, L, XL
Color - Black, Red, Gold



CHAIN LOGO LS T-SHIRT

MEN'S
Size - S, M, L, XL
Color - Black, Blue



CHAIN LOGO LS T-SHIRT

WOMEN'S
Size - XS, S, M, L, XL
Color - Black, Light Blue



RWB T-SHIRT

MEN'S
Size - S, M, L, XL
Color - White



MINDBENDER T-SHIRT

MEN'S
Size - S, M, L, XL
Color - Black, Grey



RWB T-SHIRT

WOMEN'S
Size - S, M, L, XL
Color - White



CHAIN LOGO SWEATPANT

MEN'S
Size - S, M, L, XL
Color - Black



OLD SCHOOL BEANIE

UNISEX
Size - One Size
Color - Black/White, Red/White/Blue



CHAIN LOGO SWEATPANT

WOMEN'S
Size - S, M, L, XL
Color - Black



KNIT BEANIE

UNISEX
Size - One Size
Color - Black, Red, Royal





NYLON HAT

UNISEX
Size - One Size
Color - Light Blue, Black



5-PANEL HAT

UNISEX
Size - One Size
Color - Black, Red, Blue



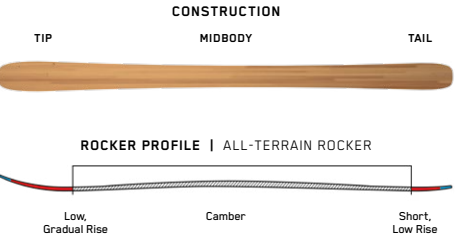
RENTALS

MINDBENDER RX



KEY FEATURES

SlantWall

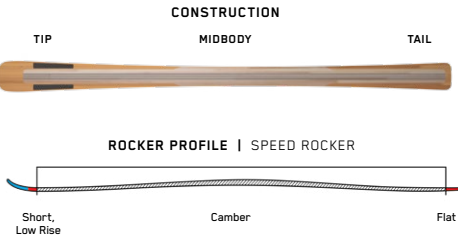


SIZES (CM):	149, 156, 163, 170, 177
DIMENSIONS (MM):	130-85-113
ROCKER:	All Terrain Rocker
RADIUS (METERS):	12.1m @ 163
CORE:	Aspen Veneer
BINDINGS:	Free 10 Quikclik, Flat

DISRUPTION
SPEED RX



KEY FEATURES
Dark Matter Damping, Carbon I-Beam, PowerWall

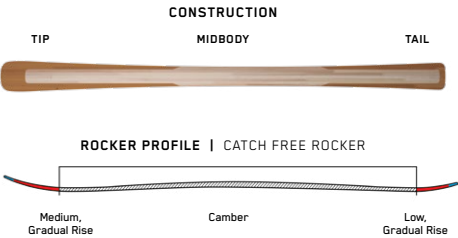


SIZES (CM):	156, 162, 168, 174
DIMENSIONS (MM):	126-73-107
ROCKER:	Speed Rocker
RADIUS (METERS):	15.2m @ 174
CORE:	Aspen Veneer
BINDINGS:	M3 10 Compact Quiklik

DISRUPTION RX



KEY FEATURES
Hybritech Sidewall, I-Beam

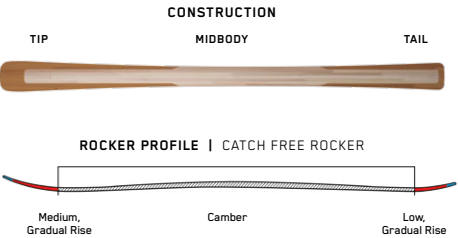


SIZES (CM):	149, 156, 163, 170, 177
DIMENSIONS (MM):	126-76-110
ROCKER:	Catch Free Rocker
RADIUS (METERS):	14.4m @ 170
CORE:	Aspen Light
BINDINGS:	M3 10 Compact Quiklik

DISRUPTION RX
ALLIANCE



KEY FEATURES
Hybritech Sidewall, I-Beam

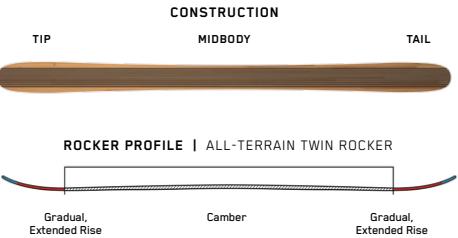


SIZES (CM):	142, 149, 156, 163
DIMENSIONS (MM):	126 - 76 - 110
ROCKER:	Catch Free Rocker
RADIUS (METERS):	11.8m @ 156
CORE:	Aspen Light
BINDINGS:	ER3 10 Compact Quiklik

PRESS RX



KEY FEATURES
Carbon Boost Braid, Triaxial Braid, DuraCap

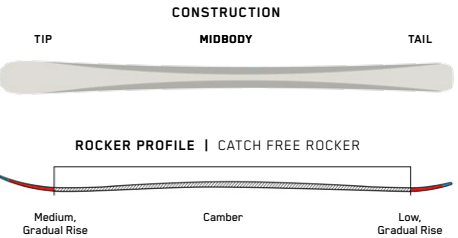


SIZES (CM):	119, 129, 139, 149, 159, 169
DIMENSIONS (MM):	111-86-106
ROCKER:	All Terrain Twin Rocker
RADIUS (METERS):	14.0m @ 149
CORE:	Aspen
BINDINGS:	FDT 4.5 (119,129); FDT 7.0 (139,149); M2 10 Quiklik (159,169); Flat

STRIKE



KEY FEATURES
DuraCap

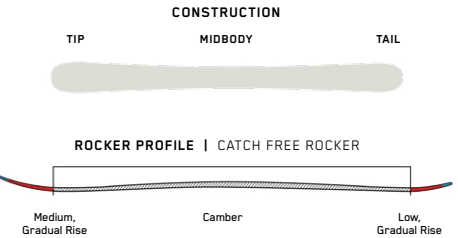


SIZES (CM):	124, 136, 142, 149, 156, 163, 170, 177
DIMENSIONS (MM):	115 - 75 - 106
ROCKER:	Catch Free Rocker
RADIUS (METERS):	15.0m @ 170
CORE:	Aspen Light
BINDINGS:	M2 10 Quiklik; Flat

STRIKE JR



KEY FEATURES
DuraCap



SIZES (CM):	76, 88, 100, 112, 124, 136
DIMENSIONS (MM):	96 - 70 - 86
ROCKER:	Catch Free Rocker
RADIUS (METERS):	9.0m @ 112
CORE:	Composite
BINDINGS:	FDT 4.5 (76, 88, 100, 112, 124); FDT 7.0 (124, 136); Flat

B.F.C. RX / B.F.C W RX

All day comfort that keeps them coming back.



B.F.C. RX



B.F.C. W RX

KEY FEATURES

Natural Stance, Powerfuse Spyne, Cuff Alignment Index, Hands Free Entry, Grip Walk Outsoles

FLEX:	90 (Men's) 80 (Women's)
LAST WIDTH:	103mm
SHELL MATERIAL:	TPU
CUFF MATERIAL:	Marfran
LINER:	Cushfit
STRAP:	40mm Velcro
SIZE RANGE:	24.5 - 30.5 (Men's) / 23.5 - 27.5 (Women's)
OUTSOLE:	Gripwalk Outsole System - Preinstalled



COMPASS RX

Performance and comfort with long lasting out of the box.



KEY FEATURES

Aluminum Buckles, Replaceable Outsoles, TPU Shell, Grip Walk Outsoles

FLEX:	80
LAST WIDTH:	103mm
SHELL MATERIAL:	TPU
CUFF MATERIAL:	Marfran
LINER:	Cushfit Ltd
STRAP:	30mm Velcro
SIZE RANGE:	22.5 - 31.5
OUTSOLE:	Gripwalk Outsole System - Preinstalled



VERDICT RENTAL HELMET

Safety and comfort to complete the rental kit.



KEY FEATURES

Construction - ABS Hardshell
Liner - Full Wrap
Fit System - K2Dialed™
Ventilation System - Passive Channel
Weight - 470g



S



M



L / XL

CERTIFICATION

Bike Certified / ASTM F2040, CPSC (16 CFR 1203) / EN1077: 2007 (Class B), EN1078:2012 + A1:2012

ENTITY RENTAL HELMET

Safety and comfort to complete the rental kit.



KEY FEATURES

Construction - Hardshell
Liner - Full Wrap
Fit System - K2Dialed™
Ventilation System - Passive Channel
Weight - 480g



XS

CERTIFICATION

Bike Certified / ASTM F2040, CPSC (16 CFR 1203) / EN1077: 2007 (Class B), EN1078:2012 + A1:2012

SPEED RENTAL

GRIP:	Performance Grip
SHAFT:	Composite
BASKET:	60mm
SIZES:	110, 115, 120, 125, 130, 135
COLORS:	Black

JUNIOR RENTAL

GRIP:	Rubber
SHAFT:	Composite
BASKET:	60mm
SIZES:	75, 80, 85, 90, 95, 100, 105
COLORS:	Black

SPROUT RENTAL

GRIP:	Rubber
SHAFT:	Aluminum-Adjustable Lockjaw
BASKET:	60mm
SIZES:	75cm-105cm Adjustable
COLORS:	Black



SPEED




JR.



SPROUT

A.R.C.



SKI TECH

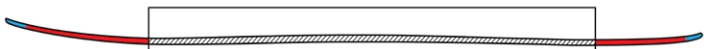
ROCKER

Once thought of as a powder specific feature, K2 pioneered the use of rocker on all-mountain and piste skis, soon to be followed by the rest of the ski industry. Today, all of our skis are built with some amount of both rocker and camber, the height and length optimized on each model for maximum performance and enjoyment.

SPEED ROCKER - Short and low rise in the tip, with camber throughout, for quick turn initiation, precise steering, and maximum stability on hard snow.



POWDER ROCKER - High and long rise in the tip and with long mellow rise in the tail to maximize float in softer snow.



POWDER TWIN ROCKER - High and long rise in both the tip and tail for added versatility and float in softer snow.



ALL-TERRAIN ROCKER - Skis with All-Terrain rocker have a gradual rise in the tip for great versatility in all conditions, with a short, low rise in the tail for added control in variable snow.



ALL-TERRAIN TWIN ROCKER - All-Terrain Twin Rocker is a gradual, extended rise in the tip and tail for added versatility and control in all conditions with twin tip skis.



CATCH FREE ROCKER - Effortless turn initiation at slow and moderate speeds with a gentle, gradual rise in the tip and tail.




CORES

K2 uses and blends a variety of wood species in our cores to fine tune the performance and personality of each ski.



ASPEN

Lightweight and resilient, great all around material.



BALSA

Ultra-light and responsive, Balsa cores are a key component to our class leading performance weight ratio.



FIR

Energetic, tough, dense wood that absorbs impact.



PAULOWNIA

Lively, flexible wood with excellent weight to strength ratio.



MAPLE

Dense, hardwood with excellent power transfer and stability.

SKI TECH

PISTE PERFORMANCE

ALL NEW Disruption
Speed and Piste Performance



DARK MATTER DAMPING - DMD

Space. The final frontier. The object of many a child's fascination. And yet with so much of this supra terra discovery, there's still so much to uncover. We harnessed this great unknown –these depths beyond the conception of gravity as we know it – to improve edge contact on rough and firm snow. It's called Dark Matter Damping – a process in where we sandwich a polymeric damper between two layers of high modulus carbon, and strategically place it along the ski edge. While your grasp of the outer reaches of our celestial sphere may be limited, DMD is a much simpler construct: improved edge grip and control. And with more grip and control, you can push faster, harder, and pull in to the turn like never before. Get ready for liftoff ya freaks, it's time to rage.



TITANAL I-BEAM

Titanal runs tip to tail along the center of the ski, optimally shaped for stability and precision through the entire turn.



CARBON I-BEAM

Full length uni-directional carbon running from tip to tail, providing increased accuracy and energy along the entire length of the ski.



TORSION CONTROL DESIGN

Designed to enhance stability and control in all snow types, TORSION CONTROL DESIGN combines a progressive torsional flex with a balanced and even longitudinal profile. Torsionally stiffest in the forebody and center of the ski, then easing throughout the tail, K2 skis with TCD have both precise, accurate turn initiation and smooth, consistent turn release in all snow types.

TITANAL Y-BEAM

TCD optimized shape, placing Titanal directly over the edges in the forebody of the ski for powerful and consistent turn entry in variable and off-piste conditions. Underfoot the Titanal extends the full width of the ski for maximum power transfer and control. In the tail, the Titanal narrows, tapering in, to allow the ski to break free on the back end of the turn, while still remaining supportive.



SPECTRAL BRAID

An extension of K2's Torsion Control Design, Spectral Braid is a first of its kind variable angle reinforcement (Patent Pending) that allows for precision tuned torsion and flex by altering the fiber orientation along the length of the ski. Lively, energetic, and remarkably composed; Mindbender skis with K2's Spectral Braid have stability and control in spades while remaining hyper-maneuverable.



POWERWALL

Power transfer is dramatically enhanced with the oversized ABS sidewalls that are laminated and pocketed within the woodcore in the midbody of the ski. With the sidewall extending into the heart of the ski, the transmission of energy from skier to ski edge is direct and precise.



SLANTWALL

Adding a 30degree angle to the sidewall in K2's Hybritech construction, Slantwall increases a skis agility and responsiveness while maintaining accuracy and power.



FREERIDE

Mindbender and Mindbender Alliance



FREESTYLE

Factory Team

SPECTRAL



SPECTRAL BRAID - (RECKONER COLLECTION)

Similar to what is found in our Mindbender collection - K2's Spectral Braid makes another appearance in the ALL NEW Reckoner collection with some slight adjustments. This time, the tighter angles are found underfoot instead of in the tip of the ski. More open angles are found in BOTH the tip and tail allowing for more playfulness throughout the ski while still allowing for the ski to be both reliable and energetic.



DOUBLE BARREL

Dense, fir core over the edges for power and impact resistance and lighter aspen center core for lively, energetic feel.



CARBON BOOST BRAID

Longitudinal Carbon Stringers woven into the patented Triaxial Braid for added pop and rebound.



TOURING

Wayback and Talkback



T3 CONSTRUCTION

Titalal Touring Technology is based on the premise that going downhill is the priority. Same as we do with our high-end piste and freeride skis, we've incorporated Titalal laminates into the construction of our award winning Wayback and Talkback skis. The weight of our touring skis speaks for itself, we'll let the smile on your face at the bottom of the run speak to their downhill performance.

TI SPYNE

Titalal laminate specifically developed for the Wayback and Talkback collections to increase, predictability, stability, and damping on lightweight constructions.



CARBON OVERDRIVE

Uni-directional carbon fiber to reinforce the construction of our touring skis and keep them light and strong so we can add more metal. It's about going downhill.



SNOPHOBIC TOPSHEET

Hydrophobic snow-shedding topsheet material that helps prevent snow buildup.

WOMEN'S TECH

BIOkonic
Stance Forward
Correct Flex



BIOkonic

Developed around the specific biomechanical attributes of women and optimized for hard snow performance; BIOkonic construction places dense, heavier materials directly over the edges with lighter materials in the center of the ski for increased precision and stability, while retaining a large sweet spot.



STANCE FORWARD

Stance Forward: More than simply moving the mounting point on a mens' ski, the overall shape, sidecut, and flex are designed in concert around the biomechanics of how women stand and pressure the ski during a turn.

CORRECT FLEX

Eliminates the overly stiff mid-section typically found on shorter length skis, yielding a smooth, consistent flex profile optimized on every size from longest to shortest.



TRIAXIALLY BRAIDED

K2-patented process that interlocks strands of fiberglass around a milled core for pronounced torsional strength while retaining the flex patterns inherent in a wood ski.

METAL LAMINATE

A metal laminate construction, denoted by "Ti" in the name, uses a sheet of of Titalal above and below the core to give the ski a damp, precise and accurate feel.

HYBRITECH

Blending a sidewall construction underfoo with a cap construction in the extremities. The sidewall section gives the ski accuracy, power, and edge grip wile the capped region reduces the swing weight and increases overall durability

DURACAP

A molding process that envelopes the core and internal materials with the top layer of the ski. Duracap skis are generally lighter overall, with enhaced durability and forgiveness.











TWINTech

A Durable, Full sidewall construction providing great edge feel and performance with added top sheet resistant to ski vs. ski impact damage.

CONSTRUCTION

Triaxially Braided
Metal Laminate
Hybritech
Duracap
Twintech

MARKER BINDINGS

MXCELL		MXCELL 12/14 TCx - Designed for maximum power transmission between ski and boot with the XCell Piston Technology toe piece to keep boot centered during quick jolts and the TCX Heel for highest control and precision performance.
MXC TWINCAM X		MXC 12 TCx LIGHT - Combining a Triple Pivot X toe with a Twin Cam X light Heel. Giving a modern look to all mountain performance.
M3 TWINCAM X		M3 11/12 TCx LIGHT - The Triple Pivot Comfort Toe with the Twin Cam X light heel reduces weight for enhanced overall comfort and performance.
M3 10 COMPACT		M3 10 COMPACT - A Lightweight binding system with the Triple Pivot Comfort Toe and a Compact heel for the most comfort and secure feel.
M2 10		M2 10 - Designed to save weight with the highly functional compact heel and the TLT two linkage toe for full lateral and backward release for beginner skiers.
ERC 11 TWINCAM X LIGHT		ERC 11 TCx LIGHT - Combining a lightened Triple Pivot Toe and a Twin Cam X light heel with easy-to-step-in for the lightest and highest performance women's system.
ERC 10 TWINCAM X LIGHT		ER3 10 TCx LIGHT - The ER3 Plate shaves some weight but still retains all performance from Twin Cam X Heel and comfort from the Triple Pivot Comfort Toe.
ER3 10 COMPACT		ER3 10 COMPACT - A Lightweight binding system with the Triple Pivot Comfort Toe and a Compact heel for the most comfort and secure feel.
ERP 10		ERP 10 - The lightest women's binding system offered with an easy entry and targeted functionality for beginning skiers.
GRIP WALK SYSTEM		GRIP WALK SYSTEM / NOW FEATURED ON ALL BINDINGS New Patented ISO 9523 rocker sole boot and binding system designed for better grip and added walking comfort without compromising the binding's power transmission and release function. No adjustments needed.

BOOT TECH

POWERLOCK SPYNE Powerlock Spyne walk mechanism allows for 50 degree range of motion while open. When in ski mode, the Powerlock provides a powerful connection while skiing.	FREERIDE Mindbender and Mindbender Alliance
PEBAX BIO-RESIN Lightweight, eco-friendly material for energetic and consistent flex across the wide range of temperatures.	
INTEGRATED TECH FITTINGS Fully integrated into the shell injection, instead of just outsole pods, compatible with both din-alpine and tech bindings.	
RIPCORD POWER STRAP Quick Release pull tab unlocks the power strap. Easy to use and customize.	
FASTFIT ENTRY Softer TPU designed into the instep area of Powerlite Shell for a quick and easy entry and exit.	
FRICTION FREE CUFF PIVOT Low friction cuff pivot to ease range of motion	
GRIPWALK OUTSOLES Removable and interchangeable ISO 9523 alpine rockered soles collaboratively designed to wrk with Marker's Grip Walk Binding system for better grip and easy of use while walking and standing in boots.	
NAVICULAR PUNCH A strategic bump built into the boot mold to alleviate pressure commonly experienced during ankle flexion.	
ASYMMETRICAL TOE BOX Fits the natural curvature of your toes for added comfort and to ensure a proper fit.	
POWER WEDGE A removable spoiler for an adjustable forward lean angle ranging from 12 to 14 degrees.	
POWERFUSE SPYNE A rear co-injected "Y" shaped support that adds srength and power to the Energy Interlock in order to maximize fore/aft flex efficiency and lateral stiffness for responsiveness in every type of terrain.	ALL-MOUNTAIN Recon and Anthem
ENERGY INTERLOCK A rivet-free technology that integrates the cuff and shell putting less stress on the boot's material and produces a smoother, progressive flex.	
FASTFIT ENTRY Softer TPU designed into the instep area of Powerlite Shell for a quick and easy entry and exit.	
DUAL CUFF ALIGNMENT INDEX Dual sided cuff alignment for +/- 2 degrees of cuff adjustment. Adjust the canting of cuff of the boot from both the lateral and medial side.	
GRIPWALK OUTSOLES Removable and interchangeable ISO 9523 alpine rockered soles collaboratively designed to wrk with Marker's Grip Walk Binding system for better grip and easy of use while walking and standing in boots.	
REPLACEABLE OUTSOLES Dual-injected soft and hard Thermo Plastic Urethane (TPU) for secure footing and increased life of the boots.	
CANTABLE OUTSOLES Shims can easily be placed underneath the outsoles to cant the boot to a skiers need.	
NAVICULAR PUNCH A strategic bump built into the boot mold to alleviate pressure commonly experienced during ankle flexion.	
ASYMMETRICAL TOE BOX Fits the natural curvature of your toes for added comfort and to ensure a proper fit.	
POWER WEDGE A removable spoiler for an adjustable forward lean angle ranging from 12 to 14 degrees.	

BOOT TECH

ALL-MOUNTAIN COMFORT

B.F.C. and B.F.C. W

POWERFUSE SPYNE

A rear co-injected “Y” shaped support that adds srength and power to the Energy Interlock in order to maximize fore/aft flex efficiency and lateral stiffness for responsiveness in every type of terrain.

APRÉS MODE

Unlocks the upper cuff from the lower shell for comfort and convenience while walking from car to lift to apres and beyond without impeding downhill performance.

HANDS FREE ENTRY

dual material overlap for intuitive and easy hands-free exit and entry.

NATURAL STANCE

Supportive flex profile and design for a natural stance while standing in line at the ticket office.

GRIPWALK OUTSOLES

Removable and interchangeable ISO 9523 alpine rockered soles collaboratively designed to work with Marker’s Grip Walk Binding system for better grip and easy of use while walking and standing in boots.

CUFF ALIGNMENT INDEX

Single lateral sided cuff alignment for +/- 1 degree of cuff adjustment. (Models: Men’s B.F.C. 120, B.F.C. 100 and Women’s B.F.C. 90)

DUAL CUFF ALIGNMENT INDEX

Dual sided cuff alignment for +/- 2 degrees of cuff adjustment. Adjust the canting of cuff of the boot from both the lateral and medial side. (Models: Men’s B.F.C. 90, B.F.C. 80 and Women’s B.F.C. 80 and 70.

WOMEN’S BOOTS

Specifically designed technologies for Women’s boots.

WOMEN’S SPECIFIC LAST

A lower cuff height, volume, and narrower heel to accommodate women’s lower leg and foot shapes.

WOMEN’S ADJUSTABLE CUFF

Easy adjustment feature on the anthem boots to quickly adjust the calf-opening to accommodate a variety of calf shapes.

HEATED BOOTS

THERM-IC HEATED LINERS

Integrated heating system to keep your feet warm on cold days. Increase mobility and performance of foot muscles. Three heat setting provide warmth from 4 to 19 hours.

THERM-IC BLUETOOTH INTEGRATION

Ability to control the heating element in Thermic’s heated liner system by app.

BOOT LINERS

POWERFIT PRO

Pre-molded and lasted with ULTRALON HEAT MOLDABLE FOAM. Featuring a stiffer foam and upper, assymmetric tongue with added power, pre-molded ankle pockets, and a high density power collar.

PRECISIONFIT PRO

Pre-molded and lasted with ULTRALON HEAT MOLDABLE FOAM. Featuring an asymmetric tongue, pre-molded ankle pockets, and a high density power collar for a firm but comfortable performance fit.

POWERFIT PRO TOUR

Pre-molded and lasted with ULTRALON HEAT MOLDABLE FOAM. Featuring a stiffer foam and upper, assymmetric tongue with added power, pre-molded ankle pockets, and a high density power collar. Includes a tour notch for increased walk-ability.

PRECISIONFIT PRO TOUR

Pre-molded and lasted with ULTRALON HEAT MOLDABLE FOAM. Features an asymmetric tongue, high density power collar, and a flex notch for increased range of motion while hiking.

LUXFIT PRO

Pre-molded and and lasted with ULTRALON HEAT MOLDABLE FOAM. Features a pre-molded ankle pockets and a medium density collar and foam package yielding performance with added comfort.

LUXFIT PRO TOUR

Pre-molded and lasted with ULTRALON HEAT MOLDABLE FOAM. Features an assymmetric tongue, a medium density collar and foam package with a flex notch for increased range of motion while hiking.

CUSHFIT

Lasted with a blend of open cell and EVA foam for an extremely comfortable yet supportive fit.

CUSHFIT JR

A blend of open cell and EVA foam for an extremely comfor table fit.



SKI BOOT TECH



POWERFIT PRO LINER



PRECISIONFIT PRO LINER



LUXFIT PRO LINER



POWERFIT PRO TOUR LINER



PRECISIONFIT PRO TOUR LINER



LUXFIT PRO TOUR LINER




LUXFIT TOUR PRO FLEX NOTCH



ANATOMICAL FIT



THERM-IC HEATED



NAVICULAR PUNCH



ENERGY INTERLOCK



APRES MODE



HANDS FREE ENTRY



PEBAX® POWERED



INTEGRATED TECH FITTINGS



RIPCORD POWER CINCH



POWERFUSE SPYNE



POWERLOCK SPYNE



DUAL CUFF ALIGNMENT INDEX

SKI BOOT TECH

SKI POLE TECH

POLE CONSTRUCTION

CARBON WEB- External carbon strands are precisely laminated onto the carbon shaft creating K2’s lightest weight, most durable, and stiffest shaft offered.

COMPOSITE CONSTRUCTION- Full composite construction for a great combination of weight, durability, and cost.

ALUMINUM 7075 OR 6061- High strength aircraft grade aluminum for a seamless, durable tubing shaft.

GRIP TECH

RIPCORD GRIP SYSTEM- Safety releasable strap mechanism integrated into the top of the grip. Unique, lightweight, cored-out grip design removes material where possible. Utilizing a slim, neoprene padded right/left strap for comfort and ease of entry. Push button hinging grip top allows for easy strap adjustment and removes the need for buckles and velcro, creating the most comfortable and streamlined strap ever.

UTILITY HOOK- Stubborn boot buckles, heel risers and walkmode levers are no match for the utility hook grip. Flip your pole over and use the notch on the front of the grip to flip, clip, pull, and buckle up your gear on the fly.

ADJUSTMENT TECH

LOCKJAW 6000- Completely redesigned with a t6000 series aluminum lever and a body linked together with teflon bushings to optimize clamp force with minimum lever pressure. The Minimalist design achieves a reduced weight of 25% from its plastic equivalent and is the most durable non-slip adjustment mechanism.

LOCKJAW ADJUSTMENT MECHANISM- Refined over several generations, the tried and true lockjaw system continues to define the standard for length adjustment mechanism. Simple, lightweight and durable, the Lockjaw is the workhorse of the backside pole line.

FLIPJAW ADJUSTMENT MECHANISM- Length adjustment mechanism connecting a smaller diameter upper shaft with a larger diameter, more durable, lower shaft.

COLLAPSIBLE POLE TECHNOLOGY- Collapsible for easy storage while maintaining durability.

GENERAL TECH

BUBBLE INCLINOMETER- Quick and accurate slope angle measurement in the palm of your hand.

ALL-SEASON KIT- Change up the tips and baskets without any tools to make them compatible for backcountry exploration in the summer.

NESTING BASKETS- Notches in the basket to couple the pair of poles for easy carry or storage.

BACKUP PROBE- Screw the lower pole segments together to create a backup probe ranging to 200cm.

POWDER BASKET- Newly redesigned, the powder basket has a 95mm diameter for float in deep snow. Smooth flexing to conform to harder terrain during long skin tracks and traverses.

ARTICULATING POWDER BASKET- The 80mm ball and socket articulating basket features 50 degrees of unhindered movement. Allows the basket to effortlessly match the snow’s surface during traverses and when conditions turn hard.



CARBON WEB



100% COMPOSITE



ALUMINUM
7075 OR 6061



COLLAPSIBLE POLE TECH



LOCKJAW 6000



LOCKJAW ADJUSTMENT
MECHANISM



FLIPJAW ADJUSTMENT
MECHANISM



RIP CORD
GRIP SYSTEM



BUBBLE
INCLINOMETER



NESTING BASKETS



POWDER BASKET



ARTICULATING
POWDER BASKET

HELMET TECH

CONSTRUCTION

MIPS- The MIPS BPS System is designed to add protection against the rotational motion (or kinematics) transmitted to the brain from angled impacts to the head. The rotational motion is a combination of rotational energy (angular velocity) and rotational forces from angular acceleration that both affect the brain and increases the risk for minor and severe brain injuries. MIPS’ added protection system has been proven to reduce the rotational motion when implemented in a helmet by absorbing and redirecting energies and forces otherwise transmitted to the brain.

HYBRID- This unique construction features the best of both In-Mold and Hard-Shell constructions. The primary In-Mold construction makes the helmet incredibly light, while the secondary Hard-Shell upper allows for more advanced Active Matrix Venting and increased durability.

IN-MOLD- In-Mold is the premium construction for ultra-lightweight performance and is characterized by an EPS liner that is molded directly to a lightweight poly-carbonate (PC) shell. The result is a construction so light you’ll forget it’s even there.

HARD SHELL- Hard-Shell helmets are built to last and will look good no matter how many trips they make in and out of your gear bag. Hard-Shell helmets protect you from impact thanks to lightweight EPS foam bonded to an injection molded and durable ABS shell.

DUAL ACTIVE- Perfect combination of user/switch regulated Active Matrix Venting and integrated Pas-sive Channel Venting.

PASSIVE CHANNEL VENTING- Channels on the inside surface of the EPS direct air-flow between your head and the helmet, removing moisture and excess heat for all day comfort.

ACTIVE MATRIX- Climate control at the flip of a switch, Active Matrix Venting allows you to regulate the airflow of the helmet vent system with the push of a finger.

LINER SYSTEMS

CONVERTABLE FULL WRAP LINER- Same coverage as a full-wrap but easily pops out, leaving the fit system and minimal padding to accommodate warm days and wearing a thin beanie under the helmet.

FULL WRAP LINER- A comfortable, washable, full-coverage, breathable liner design that wicks away moisture to prevent overheating and seamlessly integrates fit and audio systems.

TECH FORM LINER- Compression formed, precise fit liner with removable ear pad and neck roll for a convertible customized fit.

FIT SYSTEMS



BOA®- All the benefits of the 360 K2dialed Fit System with the precision and quality that you have come to expect from Boa® Technologies.

360 K2DIALED- The 360 K2Dialed Fit System is an evolution of the K2dialed Fit System, delivering unparalleled comfort around your entire head. An intricate web design results in 360 degrees of even pressure distribution for a secure and snug fit hat you customize with the twist of a dial.

K2DIALED- The K2Dialed Fit System creates ad custom-fitting helmet no matter what your head shape is. An ergonomically inspired three-point adjustable interface maximizes fit and customization with the twist of a dial. This allows for the ultimate convenience of being able to make fit adjustments on the fly.

AUDIO TECH



AFTERMARKET BLUETOOTH SPEAKER COMPATIBLE- All K2 Helmets are now compatible with Outdoor Tech® Blue Tooth audio systems, as well as other after-market audio options.

BASELINE AUDIO SYSTEMS- Pre-installed audio kit with a low-profile speaker that easily connects to your mobile device without hindering the fit or comfort. The on-cord controller is designed for on-the-go usability at your fingertips for talk or tunes.

GENERAL TECH



BIKE CERTIFIED- Certified by North American bicycle helmet safety standard and European bicycle and skateboard helmet safety standard.

MAGNA SNAP- Magnetic retention clip that easily flips up and over the goggle strap for a secure hold that you don’t have to fumble for.

REMOVABLE EAR PADS- Ability to easily remove ear pads for reduced bulk while retaining the fit system.

REMOVABLE GOGGLE AND HEADLAMP CLIPS- Customized fit for tool-free, on-the-go versatility.

POWFLY- Waterproof breathable cover for Route for added protection against the elements of winter weather



MIPS
BRAIN PROTECTION SYSTEM
(FIGURE 1)



HYBRID SHELL
CONSTRUCTION
(FIGURE 2)



IN-MOLD
CONSTRUCTION
(FIGURE 3)



PASSIVE
CHANNEL VENTING
(FIGURE 4)



ACTIVE
MATRIX VENTING
(FIGURE 5)



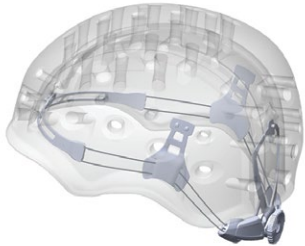
CONVERTIBLE
FULL-WRAP LINER
(FIGURE 6)



FULL-WRAP LINER
(FIGURE 7)



TECH FORM LINER
(FIGURE 8)



BOA®FS360
FIT SYSTEM (FIGURE 9)



360 K2DIALED
FIT SYSTEM (FIGURE 10)



BASELINE AUDIO (FIGURE 11)



BIKE CERTIFIED (FIGURE 12)



MAGNA STRAP (FIGURE 13)



HEADLAMP
ATTACHMENT CLIPS (FIGURE 14)



POW FLY (FIGURE 15)

MEN’S

MODEL	DIMENSIONS	ROCKER	SIZES	RADIUS	BINDING	CORE/CONSTRUCTION	FEATURES
DISRUPTION - SPEED PISTE							
DISRUPTION MTi	118-74-104	Speed Rocker™	165, 170, 175, 180	18.1m @ 175cm	MXCell 12 TCx Quikclik	Maple/Aspen	Dark Matter Damping, Ti I-Beam, Powerwall
DISRUPTION STi	125-72-107		155, 160, 165, 170	13.6m @ 165cm	MXC 12 TCx Light Quikclik	Aspen Veneer	
DISRUPTION SC	126-73-107		156, 162, 168, 174	15.2m @ 174cm	M3 11 Compact Quikclik		Dark Matter Damping, Carbon I-Beam, Powerwall
DISRUPTION - PISTE PERFORMANCE							
DISRUPTION 82Ti	125-82-111	Speed Rocker™	163, 170, 177, 184	18.4m @ 177cm	MXC 12 TCx Light Quikclik	Aspen Veneer	Dark Matter Damping, Ti I-Beam, Powerwall
DISRUPTION 78Ti	123-78-109		156, 163, 170, 177, 184	17.8m @ 177cm			
DISRUPTION 78C	125-78-112		Catch Free Rocker	156, 163, 170, 177	15.6m@170cm	M3 11 Compact Quikclik	Aspen Veneer
DISRUPTION 76X	126-76-110	14.4m @ 170cm			M3 10 Compact Quikclik	Aspen Light	I-Beam, Hybritech Sidewall
DISRUPTION 76				149, 156, 163, 170, 177	M2 10, M2 10 Quikclik, Flat	Composite	
MOUNTAIN - MINDBENDER FREERIDE							
MINDBENDER 116	143-116-133	Powder Rocker™	179, 186, 193	22.9m@186cm	Flat	Maple/Paulownia	Spectral Braid, Carbon Boost, SlantWall
MINDBENDER 108Ti	136-108-125	All Terrain Rocker™	172, 179, 186, 193	22.9m @ 186cm		Fir/Aspen	Ti Y-Beam, Powerwall
MINDBENDER 99Ti	138-99-123		170, 177, 184, 191	18.5m @ 184cm		Maple/Aspen	
MINDBENDER 90Ti	127-90-114		163, 170, 177, 184	17.9m @ 177cm			
MINDBENDER 90C	127-90-113		156, 163, 170, 177	17.5m @ 177cm		Aspen Veneer	Spectral Braid, Carbon Boost, Slantwall
MINDBENDER 85	130-85-113			13.5m @ 170cm			Slantwall
FACTORY TEAM							
PON2OON	133-122-136	Powder Rocker™	159, 169, 179, 189	30m @ 179cm	Flat	Fir/Aspen	McConkey Design, Carbon Boost Braid
RECKONER 122	144-122-136	Powder Twin Rocker™	177, 184, 191	23.7m @184cm		Fir/Aspen Double Barrel	Spectral Braid, Carbon Boost, TwinTech Sidewalls
RECKONER 112	136-112-127	All Terrain Twin Rocker™	177, 184, 191	22.9m @184cm			
RECKONER 102	134-102-127		163, 170, 177, 184	19.3m @ 184cm			
POACHER	124-96-118		163, 170, 177, 184	19m @ 184cm			Carbon Boost Braid, Twintech Sidewalls
SIGHT	116-88-110		149, 159, 169, 179	19.5m @ 179cm			
PRESS	111-86-106		139, 149, 159, 169	19m @ 169cm			
TOURING (WEIGHT- G.) AND RADIUS							
WAYBACK 106	136-106-124	All Terrain Rocker™	172, 179, 186	(1552g) 22m @ 186cm	Flat	Paulownia Tour Lite	Ti Spyne, Carbon Overdrive, Snophobic
WAYBACK 96	128-96-115		170, 177, 184	(1397g) 22m @ 177cm			
WAYBACK 88	121-88-109		160, 167, 174, 181	(1270g) 20m @ 174cm			
WAYBACK 84	118-84-106		160, 167, 174	(1287g) 20m @ 174cm		Balsa, Paulownia Tour Ultra Lite	Snophobic
WAYBACK 80	113-80-100		163, 170, 177	(968G) 18M @ 163			Ti Spyne, Carbon Overdrive, Snophobic

WOMEN’S

MODEL	DIMENSIONS	ROCKER	SIZES	RADIUS	BINDING	CORE/CONSTRUCTION	FEATURES	
DISRUPTION ALLIANCE - SPEED PISTE								
DISRUPTION MTI ALLIANCE	115-72-103	Speed Rocker™	146, 153, 160, 167	14.7m @ 160cm	ERC 11 TCx Light Quikclik	Aspen Veneer	Dark Matter Damping, Ti I-Beam, Powerwall	
DISRUPTION SC ALLIANCE	127-74-109			12.6m @ 160cm	ER3 10 Compact Quikclik		Dark Matter Damping, Carbon I-Beam, Powerwall	
MOUNTAIN - ANTHEM ALL-MOUNTAIN								
ANTHEM 82	129-82-111	Speed Rocker™	146, 153, 160, 167	14m @ 160cm	ERC 11 TCx Light Quikclik	Fir/Aspen Bio-Konic	Bio Konic Carbon, Shock Shield, Correct Flex	
ANTHEM 80	125-80-107			15m @ 160cm			Bio Konic Carbon, Correct Flex	
ANTHEM 78	125-78-107			14m @ 160cm	ER3 10 Compact Quikclik			
ANTHEM 76X	122-76-103	Catch Free Rocker™	142, 149, 156, 163	14m @ 156cm	ER3 10 Compact Quikclik	Aspen Lite Bio-Konic	Bio-Konic, Correct Flex	
ANTHEM 76	122-76-103				ERP 10 Quikclik			
ANTHEM 75	115-75-106			12.5m @ 156cm	ERP 10, ERP 10 Quikclik, Flat	Composite Konic	Bio-Konic	
MOUNTAIN - MINDBENDER FREERIDE								
MINDBENDER 115C ALLIANCE	140-115-129	Powder Rocker™	165, 172, 179	20.4m @ 172cm	Flat	Maple/Paulownia	Spectral Braid, SlantWall	
MINDBENDER 106C ALLIANCE	139-106-124	All Terrain Rocker™	159, 167, 175	15m @ 167cm		Aspen Veneer		
MINDBENDER 98TI ALLIANCE	134-98-120		154, 161, 168, 175	15.6m @ 168cm			Ti Y-Beam, PowerWall, Correct Flex	
MINDBENDER 88TI ALLIANCE	125-88-112		149, 156, 163, 170	14.7m @ 163cm				
MINDBENDER 90C ALLIANCE	127-90-113			14.5m @ 163cm				Spectral Braid, SlantWall
MINDBENDER 85 ALLIANCE	130-85-113			12.1m @ 163cm				SlantWall
FACTORY TEAM								
MISSCONDUCT	116-88-110	All Terrain Twin Rocker™	149, 159,169	17.0m @ 169acm	Flat	Aspen Core	Carbon Boost Braid, Twintech Sidewalls	
EMPRESS	111-86-106		139,149,159,169	16m @ 159cm			Carbon Boost Braid, DuraCap	
TOURING (WEIGHT- G.) AND RADIUS								
TALKBACK 96	128-96-115	All Terrain Rocker™	156, 163,170	(1254g) 18m @ 163cm	Flat	Paulownia Tour Lite	Ti SpYne, Carbon Overdrive, Snowphobic	
TALKBACK 88	126-88-113		153, 160, 167	(1154g) 16m @ 160cm				
TALKBACK 84	118-84-105			(1176g) 16m @ 160cm			Snowphobic	

YOUTH

MODEL	DIMENSIONS	ROCKER	SIZES	RADIUS	BINDING	CORE/CONSTRUCTION	FEATURES
GROMS							
DISRUPTION JR	104-68-88	Speed Rocker™	134, 144, 154	16m @ 144cm	FDT 7.0	Aspen	Full Wood Core, Triaxial Braid
MINDBENDER TEAM	127-98-116	All-Terrain Rocker™	145, 155, 165	14.3m @ 155cm	Flat		Full Wood Core, Slantwall
MINDBENDER JR	110-84-98	All-Terrain Rocker™	119, 129, 139, 149	12m @ 139cm	FDT 7.0 (129, 139, 149) FDT 4.5 (119, 129) Flat (All Sizes)		Full Wood Core, Triaxial Braid, Hybritech Sidewall
POACHER JR	102-75-96	All-Terrain Twin Rocker™	109, 119, 129, 139, 149	10m @ 129cm	FDT 7.0 (129, 139, 149) FDT 4.5 (109, 119, 129) Flat (All Sizes)		Full Wood Core, Full Height Twin Tip
DREAMWEAVER							
JUVY	97-72-93	Catch Free Rocker	109, 119, 129, 139	8m @ 129cm	FDT 7.0 (129, 139) FDT 4.5 (109, 119, 129) Flat (All Sizes)	Composite	Duracap Construction
MISSY							
INDY	96-70-86	Catch Free Rocker	76, 88, 100, 112, 124, 136	9m @ 112cm	FDT 7.0 (124, 136) FDT 4.5 (76, 88, 100, 112, 124) Flat (All Sizes)		
LUVBUG							

BOOTS

MODEL	FLEX	LAST	SIZES	SHELL FEATURES	LINER	STRAP	OUTSOLE	FOREWARD LEAN	CUFF ALIGNMENT
MEN'S ALL-MOUNTAIN									
RECON PRO	140	98mm	24.5, 25.5, 26.5, 27.5, 28.5, 29.5, 30.5	TPU Powerlite Shell, Powerfuse Spyne, Fast Fit Entry, Dual Cuff Alignment, Cantable Outsoles, Fully Heat Moldable	PowerFit Pro	45mm RipCord Powercinch	Replacable Dual Material ISO 5355	12 degrees, 14 degress with Power Wedge	Dual +/-2 degrees
RECON 130 MV GRIPWALK	130	100mm					Gripwalk Dual Material ISO 9523		
RECON 130 LV GRIPWALK		98mm							
RECON 120 MV HEAT GRIPWALK	120	100mm			PrecisionFit Pro w/ Therm-ic				
RECON 120 MV GRIPWALK		100mm							
RECON 120 LV GRIPWALK		98mm							
RECON 100 MV GRIPWALK	100	100mm			LuxFit Pro	40mm Velcro			
RECON 100 LV GRIPWALK		98mm							
MEN'S FREERIDE									
MINDBENDER 130	130	98mm	24.5, 25.5, 26.5, 27.5, 28.5, 29.5, 30.5	TPU Powerlite Shell, Powerlock Spyne, Fast Fit Entry, Friction Free Cuff Pivot, Adj Forward Lean, Integrated Tech Fittings, Fully Heat Moldable	PowerFit Pro Tour	45mm Ripcord Powercinch	Gripwalk Dual Material ISO 9523	Adjustable 10-17 degrees	N/A
MINDBENDER 120	120	98mm			PrecisionFit Pro Tour				
MINDBENDER 100	100	100mm			LuxFit Pro Tour	40mm Velcro			
MEN'S BUILT-FOR-COMFORT (B.F.C.)									
B.F.C. 120 GRIPWALK	120	103mm	24.5, 25.5, 26.5, 27.5, 28.5, 29.5, 30.5	TPU, Powerfuse Spyne, Apres Mode Walk, Hands Free Entry, Cuff Alignment, Heat Moldable	CushFit	40mm Velcro	Gripwalk Dual Material ISO 9523	12 degrees, 14 degress with Power Wedge	Dual +/- 1 degrees
B.F.C. 100 HEAT GRIPWALK	100				CushFit w/ Therm-ic				
B.F.C. 100 GRIPWALK									CushFit
B.F.C. 90 GRIPWALK	90								
B.F.C. 80 GRIPWALK	80								

WOMEN'S ALL-MOUNTAIN									
ANTHEM PRO	120	98mm	22.5, 23.5, 24.5, 25.5, 26.5, 27.5	TPU Powerlite Shell, Powerfuse Spyne, Fast Fit Entry, Dual Cuff Alignment, Cantable Outsoles, Fully Heat Moldable	PowerFit Pro	45mm RipCord Powercinch	Dual Material Replacable ISO 5355	12 degrees, 14 degrees with Power Wedge	Dual +/-2 degrees
ANTHEM 110 MV GRIPWALK	110	100mm			PrecisionFit Pro				
ANTHEM 110 LV GRIPWALK		98mm							
ANTHEM 100 MV HEAT GRIPWALK		100mm			LuxFit Pro w/ Therm-ic				
ANTHEM 100 MV GRIPWALK		100mm			LuxFit Pro				
ANTHEM 100 LV GRIPWALK		98mm				40mm Velcro			
ANTHEM 80 MV GRIPWALK	80	100mm							
ANTHEM 80 LV GRIPWALK		98mm							
WOMEN'S FREERIDE									
MINDBENDER ALLIANCE 110	110	98mm	22.5, 23.5, 24.5, 25.5, 26.5, 27.5	TPU Powerlite Shell, Powerlock Spyne, Fast Fit Entry, Friction Free Cuff Pivot, Adj Forward Lean, Integrated Tech Fittings, Fully Heat Moldable	PowerFit Pro Tour	45mm Ripcord Powercinch	Gripwalk Dual Material ISO 9523	Adjustable 10-17 degrees	N/A
MINDBENDER ALLIANCE 90	90	100mm			LuxFit Pro Tour	40mm Velcro			
WOMEN'S BUILT-FOR-COMFORT (B.F.C.)									
B.F.C. W 90 GRIPWALK	90	103mm	23.5, 24.5, 25.5, 26.5, 27.5	TPU, Powerfuse Spyne, Apres Mode Walk, Hands Free Entry, Cuff Alignment, Heat Moldable	CushFit	40mm Velcro	Gripwalk Dual Material ISO 9523	12 degrees, 14 degrees with Power Wedge	Dual +/- 1 degrees
B.F.C. W 90 HEAT GRIPWALK					CushFit w/ Therm-ic				Dual +/-2 degrees
B.F.C. W 80 GRIPWALK	80			TPU, Powerfuse Spyne, Hands Free Entry, Cuff Alignment, Heat Moldable	CushFit				
B.F.C. W 70 GRIPWALK	70								
YOUTH									
MINDBENDER TEAM JR	80-90	98mm	22.5, 23.5, 24.5, 25.5, 26.5	TPU Powerlite Shell, Powerlock Spyne, Fast Fit Entry, Friction Free Cuff Pivot, Adj Forward Lean, Integrated Tech Fittings, Fully Heat Moldable	LuxFit Pro Tour	40mm Velcro	Gripwalk Dual Material ISO 9523	Adjustable 10-17 degrees	N/A
INDY - 1 / LUVBUG - 1	N/A	N/A	14.5, 15.5, 16.5, 17.5, 18.5	TPU Scratch Resistant Shell	CushFit Jr.	N/A	Replacable ISO 5355	10 degrees	
INDY - 2 / LUVBUG - 2			19.5, 20.5, 21.5, 22.5						
INDY - 3 / LUVBUG - 3			23.5, 24.5, 25.5						

RENTAL BOOTS

MODEL	FLEX	LAST	SIZES	SHELL FEATURES	LINER	STRAP	OUTSOLE	FOREWARD LEAN	CUFF ALIGNMENT
RENTALS									
B.F.C. RX	90	103mm	24.5, 25.5, 26.5, 27.5, 28.5, 29.5, 30.5	TPU, Powerfuse Spyne, Hands Free Entry, Dual Cuff Alignment, Heat Moldable	CushFit	40mm Velcro	Replacable ISO 5355	12 Degrees	Dual +/-2 degrees
B.F.C. RX GRIPWALK							Gripwalk ISO 9523		
B.F.C. W RX	80		23.5, 24.5, 25.5, 26.5, 27.5				Replacable ISO 5355		
B.F.C. W RX GRIPWALK							Gripwalk ISO 9523		
COMPASS RX	80	104mm	22.5, 23.5, 24.5, 25.5, 26.5, 27.5, 28.5, 29.5, 30.5, 31.5	TPU Shell	CushFit LTD	30mm Velcro	Replacable ISO 5355	N/A	N/A

POLES

MODEL	GRIP	SHAFT	BASKET	Sizes	Features
MENS					
POWER CARBON	Rip Cord	14mm Carbon Web	70mm Freeride	110-130cm	Carbon Web, Ripcord Grip System
POWER COMPOSITE	Performance Rubber	16mm Composite	60 mm All-Mountain	110-135cm	100% Composite
POWER ALUMINUM		18mm Aluminum	60mm Performance		Nesting Baskets
WOMENS					
STYLE CARBON	Rip Cord	14mm Carbon Web	60mm All-Mountain	105-120cm	Carbon Web, Rip Cord Grip System
STYLE COMPOSITE	Performance Rubber	16mm Composite		100-120cm	100% Composite
STYLE ALUMINUM		16mm Aluminum	60mm Performance		Nesting Baskets
FREERIDE SERIES					
FREERIDE 18	Dual Injection	18mm Aluminum	70mm Freeride	110-130cm	Velcro Adjustable Strap, Freeride Grip
FREERIDE 16	Freeride Reduced Diameter	16mm Aluminum		95-120cm	
FLIPJAW 135/120	Freeride Dual Injection	Adjustable: 7075 Upper and Lower		Adjustable 100-120cm and 110- 135cm	FlipJaw Adjustment Mechanism, Freeride Grip , Two sizes
BACKSIDE POLES					
LOCKJAW CARBON PLUS	Adventure Ultra-Light EVA	Adjustable Carbon Web	95mm Articulating	Adjustable 105-145cm	LockJaw 6000, Bubble Inclinometer
LOCKJAW CARBON	Ultra-Light EVA	Adjustable Carbon Upper/7075 Lower	95mm Powder	Adjustable 90-130, 105-145cm	
LOCKJAW ALU / EVA		Adjustable 7075		Adjustable 105-145cm	LockJaw, Bubble Inclinometer
SWIFT STICK	Adventure Ultra Light EVA	Adjustable 7075 Aluminum	95mm Powder	Adjustable 110-130	FlipJaw Adjustment Mechanism, All Season Kit, Bubble Inclinometer
GROMS					
BOYS/GIRLS SPROUT	Rubber	Adjustable: 14mm upper and 16mm Aluminum lower	50mm Performance	Adjustable 75cm-105cm	FlipJaw Adjustable, Nesting Baskets
BOYS DECOY/GIRLS CHARM		16mm 6061 Aluminum	60mm Performance	75-105cm	Nesting Baskets

HELMETS

CERTIFICATIONS										
MODEL	CONSTRUCTION	VENTILATION	LINER	FIT SYSTEM	SIZES: XS,S,M,L/XL	WEIGHT	FEATURES	SNOW SAFETY (zzzzzz F2040 &EN1077)	BIKE (CPSC &EN1)	
ADULT HELMETS										
DIVERSION MIPS	Hybrid	Dual Active Matrix	Tech Form Full-Wrap	360 K2dialed™	S,M,L/XL	550g	MIPS	x	x	
DIVERSION			Tech Form Wrap			500g	Baseline Audio System, Removable Ear Pad	x	x	
W'S VIRTUE MIPS			Tech Form Full-Wrap		S,M	550g	MIPS			
W'S VIRTUE			Tech Form Wrap			500g	Baseline Audio System, Removable Ear Pad	x	x	
ROUTE	In-Mold	Passive Channel	Heat Sealed + Molded Ear pads	Boa® FS360	S,M,L/XL	320g	PowFly Helmet Cover, Removable Goggle and Headlamp Clip and Ear Pads	x	x	
STASH			Convertible Full-Wrap	360 K2dialed™		380g	Magna Snap	x	x	
W'S MERIDIAN				S,M			x	x		
PHASE MIPS	Hard-Shell	Active Matrix	Full-Wrap	K2dialed™	S,M,L/XL	555g	MIPS	x		
PHASE						490g	Baseline Audio System	x		
EMPHASIS MIPS					S,M	555g	MIPS	x		
W'S EMPHASIS						490g	Baseline Audio System	x		
THRIVE		Passive Channel			S,M,L/XL	500g		x	x	
VERDICT						470g		x	x	
ADULT HELMETS										
ILLUSION	In-Mold	Passive Channel	Full-Wrap	K2dialed™	XS,S	368g		x		
ENTITY	Hard-Shell					480g		x	x	

This image shows a single sheet of white paper with horizontal ruling lines. The lines are evenly spaced and run across the width of the page. There are no margins, text, or other markings on the paper.

GLOBAL CONTACT INFORMATION

**MANUFACTURER &
US IMPORTER -
K2 SPORTS, LLC**
413 Pine St. Floor 3
Seattle, WA 98101 USA

CANADA IMPORTER
1 Westside Dr #7
Toronto, Ontario M9C1B2
Canada

JAPAN IMPORTER
TMM Bldg.6F,
1-10-5, Iwamoto-Cho,
Chiyoda-Ku,
Tokyo Japan 101-0032

EURO IMPORTER
K2 SPORTS EUROPE GMBH
Seeshaupter Str. 62
82377 Penzberg
Germany

NORWAY IMPORTER
Industrierveien 29
N-2836 Biri
Norway

This image shows a single sheet of white paper with horizontal ruling lines. The lines are evenly spaced and run across the width of the page. There are no margins, text, or other markings on the paper.



SKIS

MEN'S SPEED PERFORMANCE



DISRUPTION
MTi
118-74-104



DISRUPTION
STi
125-72-107



DISRUPTION
SC
126-73-107

MEN'S PISTE PERFORMANCE



DISRUPTION
82Ti
125-82-111



DISRUPTION
78Ti
123-78-109



DISRUPTION
76C
125-78-112



DISRUPTION
76X
126-76-110



DISRUPTION
76
126-76-110

WOMEN'S SPEED PERFORMANCE



DISRUPTION
MTi Alliance
115-72-103



DISRUPTION
SC Alliance
127-74-109

WOMEN'S PISTE PERFORMANCE



ANTHEM
82
129-82-111



ANTHEM
80
125-80-107



ANTHEM
78
125-78-107



ANTHEM
76X
122-76-103



ANTHEM
76
122-76-103



ANTHEM
75
115-75-106

MEN'S MINDBENDER



MINDBENDER
116C
143-116-133



MINDBENDER
108Ti
136-108-125



MINDBENDER
99Ti
138-99-123



MINDBENDER
90Ti
127-90-114



MINDBENDER
90C
127-90-113



MINDBENDER
85
130-85-113

WOMEN'S MINDBENDER



MINDBENDER
115C
140-115-129



MINDBENDER
106C
139-106-124



MINDBENDER
98Ti
134-98-120



MINDBENDER
88Ti
125-88-112



MINDBENDER
90C
127-90-113



MINDBENDER
85
130-85-113

MEN'S TOURING



WAYBACK
106
136-106-124



WAYBACK
96
128-96-115



WAYBACK
88
121-88-109



WAYBACK
84
118-84-106



WAYBACK
80
113-80-100

WOMEN'S TOURING



TALKBACK
96
128-96-115



TALKBACK
88
121-88-109



TALKBACK
84
118-84-106

RECKONER



RECKONER
122
144-122-136



RECKONER
112
136-112-127



RECKONER
102
134-102-127

MEN'S FACTORY TEAM



POACHER
124
124-96-118



SIGHT
116
116-88-110



PRESS
111
111-86-106

WOMEN'S FACTORY TEAM



MISSCONDUCT
116
116-88-110



EMPRESS
111
111-86-106

SPECIALTY



PON200N
157-132-112



244
97-66-82



FATTY
112-85-99

YOUTH



DISRUPTION
JR
104-68-88



MINDBENDER
TEAM
127-98-116



MINDBENDER
JR
110-84-98



POACHER
JR
102-75-96



DREAMWEAVER
102
102-75-96



JUVY
97
97-72-93



MISSY
97
97-72-93



INDY
96
96-70-86



LUVBUG
96
96-70-86

SKI BOOTS

RECON

PERFORMANCE COLLECTION



RECON PRO

RECON 130

Recon 130 MV Gripwalk
Recon 130 LV Gripwalk

RECON 120

Recon 120 MV Heat Gripwalk
Recon 120 MV Gripwalk
Recon 120 LV Gripwalk

RECON 100

Recon 100 MV Gripwalk
Recon 100 LV Gripwalk

ANTHEM

PERFORMANCE COLLECTION



ANTHEM PRO

ANTHEM 110

Anthem 110 MV Gripwalk
Anthem 110 LV Gripwalk

ANTHEM 100

Anthem 100 MV Heat Gripwalk
Anthem 100 MV Gripwalk
Anthem 100 LV Gripwalk

ANTHEM 80

Anthem 100 MV Gripwalk
Anthem 100 LV Gripwalk

MINDBENDER

FREERIDE COLLECTION



MINDBENDER 130

MINDBENDER 120

MINDBENDER 100

MINDBENDER JR

MINDBENDER ALLIANCE

FREERIDE COLLECTION



MINDBENDER ALLIANCE 110

MINDBENDER ALLIANCE 110

B.F.C.

COMFORT COLLECTION



B.F.C. 120

B.F.C. 120
B.F.C. 120 Gripwalk

B.F.C. 100

B.F.C. 100
B.F.C. 100 Gripwalk
B.F.C. 100 Heat
B.F.C. 100 Heat Gripwalk

B.F.C. 90

B.F.C. 90
B.F.C. 90 Gripwalk

B.F.C. 80

B.F.C. 80
B.F.C. 80 Gripwalk

B.F.C. W

COMFORT COLLECTION



B.F.C. W 90

B.F.C. W 90
B.F.C. W 90 Gripwalk
B.F.C. W 90 Heat
B.F.C. W 90 Heat Gripwalk

B.F.C. W 80

B.F.C. W 80
B.F.C. W 80 Gripwalk

B.F.C. W 70

B.F.C. W 70
B.F.C. W 70 Gripwalk

RENTAL



B.F.C. RX

B.F.C. RX
B.F.C. RX Gripwalk

B.F.C. W RX

B.F.C. W RX
B.F.C. W RX Gripwalk

COMPASS RX

Compass RX
Compass RX Gripwalk

INDY / LUVBUG

YOUTH COLLECTION



INDY-1

INDY-2

INDY-3



LUVBUG-1

LUVBUG-2

LUVBUG-3

HELMETS / POLES

YOUTH



Illusion



Entity

WOMEN'S



Virtue MIPS



Virtue



Meridian



Emphasis MIPS



Emphasis

MEN'S



Diversion MIPS



Diversion



Route



Stash



Phase MIPS



Phase Pro



Thrive



Verdict

GROM COLLECTION



Sprout



Decoy / Charm

WOMEN'S COLLECTION



STYLE
Carbon



STYLE
Composite



STYLE
Aluminum

MEN'S COLLECTION



Power
Carbon



Power
Composite



Power
Aluminum

FREERIDE COLLECTION



Freeride Flipjaw
120/135



Freeride 18



Freeride 16

TOURING COLLECTION



LockJaw
Carbon Plus



LockJaw 130 / 145
Carbon



LockJaw
Aluminum / EVA



Swift Stick 135



K2SNOW.COM
413 PINE STREET, 3RD FLOOR
SEATTLE, WA 98101
2019 © K2 SPORTS, LLC
K2 IS A REGISTERED TRADEMARK OF K2 SPORTS